Rhode Island
Airport Corporation

March 31, 2025

ADDENDUM NO. 01
Invitation for Bids (IFB) No. 35912
Rain Stacks Replacement in Garages A & B at
Rhode Island T. F. Green International Airport (PVD)

Prospective proposers and all concerned are hereby notified of the following changes in the document(s) related to **IFB 35912**. These changes shall be incorporated in and shall become an integral part of the contract documents.

CHANGES TO BID FORMS:

1. DELETE Bid Response Forms Pages 3 & 4 in its entirety and SUBSTITUTE THEREFOR the attached Bid Response Form Pages 3 & 4 (Addendum 1). The quantity for Garage A Item No. 4 has been updated.

ANSWERS TO SIGNIFICANT QUESTIONS BELOW:

1. Please provide us with the information on the engineered flooring for saw cutting and replacement. This is not concrete.
   Response: See attached structural drawings for both Garages A and B.

2. Is there a difference between line 1 on the bid form and lines 2 and 3 combined? It appears to me that line 1 is a total of lines 2 and 3. Please clarify.
   Response: Line item 1 is the combined linear footage of line items 2 and 3 on the Garage A bid form, and line items 2, 3 and 4 on the Garage B bid form. Line item 1 is the combined linear footage for removal and disposal of all existing piping. Line items 2, 3 and 4 are the linear footage for the installation of pipe of each respective diameter.

RIAC would like to remind all prospective bidders/offerors that additional Addendums may be issued by RIAC until the deadline for bid submissions. As such, RIAC encourages prospective bidders/offerors to visit www.flyri.com/riac/procurement on a frequent basis.

####END OF ADDENDUM###

10. Pricing Information (please print clearly)

Unit prices below shall be full compensation for furnishing all materials, and for all preparation, erection, and installation of these materials, and for all labor equipment, tools, and incidentals necessary to complete the item. Quantities below are estimates. Payment will be made for actual quantities placed.

Garage A

BASE BID: Rhode Island T. F. Green International Airport					
Item No.	**Description**	**Quantity**	**Unit**	**Item Unit Price $**	**Total Amount for Item $**
1	Garage A Rain Stacks and laterals Remove and Dispose (4" and 6")	**855**	LF		
2	Garage A Rain Stacks and laterals Installation – (4") Schedule 40 PVC	**247**	LF		
3	Garage A Rain Stacks and Laterals Installation – (6") Schedule 40 PVC	**608**	LF		
4	Garage A Floor Drains (4") – Remove and Replace, Including Piping/fittings to Reconnect to Stack	**90**	EA		
5	Garage A Floor Drains (6") – Remove and Replace, Including Piping/Fittings to Reconnect to Stack	**14**	EA		
6	Garage A Floor Drains (2") – Remove and Replace, Including Piping/Fittings to Reconnect to Stack	**1**	EA		

Subtotal Base Bid (Garage A):

Total Base Bid Amount (Words) _____

Total Base Bid Amount (Figures) _____

Garage B

BASE BID: Rhode Island T. F. Green International Airport					
Item No.	**Description**	**Quantity**	**Unit**	**Item Unit Price $**	**Total Amount for Item $**
1	Garage B Rain Stacks and laterals Remove and Dispose (4”, 5” and 6”)	**458**	LF		
2	Garage B Rain Stacks and Laterals Installation – (4”) Schedule 40 PVC	**122**	LF		
3	Garage B Rain Stacks and Laterals Installation – (5”) Schedule 40 PVC	**225**	LF		
4	Garage B Rain Stacks and Laterals Installation – (6”) Schedule 40 PVC	**111**	LF		
5	Garage B Floor Drains (4”) – Remove and Replace, Including Piping/fittings to Reconnect to Stack	**29**	EA		
6	Garage B Floor Drains (6”) – Remove and Replace, Including Piping/Fittings to Reconnect to Stack	**1**	EA		

Subtotal Base Bid (Garage B):

Total Base Bid Amount (Words) _____

Total Base Bid Amount (Figures) _____

Garage A and Garage B Combined

Base Bid (Basis of Award):

Total Base Bid Amount (Words) _____

Total Base Bid Amount (Figures) _____

Garage A

Structural Drawings

A. GENERAL STRUCTURAL REQUIREMENTS

1. STRUCTURAL DRAWINGS SHALL BE USED IN CONJUNCTION WITH SHOP DRAWINGS AND JOB SPECIFICATIONS, ARCHITECTURAL, MECHANICAL, ELECTRICAL, CIVIL, UTILITY, AND OTHER DRAWINGS. CONSULT THESE DRAWINGS FOR LOCATIONS AND DIMENSIONS OF OPENINGS, CHASES, INSERTS, REGLETS, SLEEVES, DEPRESSIONS, AND OTHER DETAILS NOT SHOWN ON STRUCTURAL DRAWINGS.

2. ALL METHODS OF CONSTRUCTION, DETAILS, NOTES, ETC., INDICATED ON THE DRAWINGS ARE TO BE CONSIDERED TYPICAL FOR ALL SIMILAR CONDITIONS.

3. THE CONTRACTOR SHALL VERIFY ALL DIMENSIONS AND CONDITIONS AT THE SITE AND REPORT ANY DISCREPANCY TO THE ENGINEER FOR CLARIFICATION BEFORE PROCEEDING WITH THE AFFECTED PART OF THE WORK.

4. ALL APPLICABLE FEDERAL, STATE, AND MUNICIPAL REGULATIONS SHALL BE FOLLOWED, INCLUDING THE FEDERAL DEPARTMENT OF LABOR 1996 BOCA NATIONAL OCCUPATIONAL SAFETY AND HEALTH ACT AND THE BUILDING CODE AS MODIFIED BY THE RHODE ISLAND STATE BUILDING CODE.

5. THE LATEST EDITION OF THE FOLLOWING LISTED CODES AND ALL CODES REFERRED TO IN THE SPECIFICATION SHALL APPLY. IN CASE OF CONFLICT, THE MORE RIGID REQUIREMENTS AND CODES SHALL GOVERN.
   - RHODE ISLAND STATE BUILDING CODE, 1998.
   - AMERICAN INSTITUTE OF STEEL CONSTRUCTION SPECIFICATION FOR THE DESIGN, FABRICATION, AND ERECTION OF STRUCTURAL STEEL FOR BUILDINGS.
   - AMERICAN IRON AND STEEL INSTITUTE SPECIFICATION FOR THE DESIGN OF COLD-FORMED STEEL STRUCTURAL MEMBERS.
   - AMERICAN CONCRETE INSTITUTE BUILDING CODE REQUIREMENTS FOR REINFORCED CONCRETE, ACI 318.
   - AMERICAN CONCRETE INSTITUTE BUILDING CODE REQUIREMENTS FOR CONCRETE MASONRY STRUCTURES, ACI 530 AND ACI 530.1.
   - AMERICAN CONCRETE INSTITUTE GUIDE FOR THE DESIGN OF DURABLE PARKING STRUCTURES, ACI 362.
   - AMERICAN WELDING SOCIETY STRUCTURAL WELDING CODE D1.1-95.
   - PRESTRESSED CONCRETE INSTITUTE, PCI MNL-116
   - PRESTRESSED CONCRETE INSTITUTE, PCI MNL-117

6. ELEVATIONS ARE BASED ON THE NATIONAL GEODETIC VERTICAL DATUM (NGVD) 1929.

7. COORDINATES ARE BASED ON THE RHODE ISLAND STATE PLANE COORDINATE SYSTEM.

8. THE DESIGN LOADS ARE RESISTED BY THE COMPLETED STRUCTURE ACTING AS A UNIT. THE CONTRACTOR SHALL PROVIDE ANY TEMPORARY BRACING, SHORING, OR ADDITIONAL REINFORCEMENT NECESSARY TO RESIST LOADS IMPOSED ON THE PARTIALLY COMPLETED STRUCTURE THROUGHOUT THE STAGES OF THE CONSTRUCTION.

9. ERECTION SHALL BE MADE FROM APPROVED SHOP DRAWINGS.

10. THE EXISTING CONDITIONS AND DEMOLITION DRAWINGS PRODUCED IN THESE DOCUMENTS WERE BASED ON ORIGINAL DESIGN DRAWINGS OBTAINED FROM RIAC AND MAY NOT REPRESENT AS-BUILT CONDITIONS. FOR MORE INFORMATION ON EXISTING STRUCTURES, REFER TO THE FOLLOWING CONTRACTS, AVAILABLE AND ON FILE AT RIAC.
    - RIAC #3365X611, VOL 2,, ELEVATED ROADWAY, BRIDGE NO. 350
    - RIAC #6352X075, COVERED PEDESTRIAN WALKWAY, DEC 1996
    - TFGREEN AIRPORT PARKING FACILITY PROJ. #14-2100.00, 1987

11. ABBREVIATIONS

ARCH	=	ARCHITECTURAL
BOT	=	BOTTOM
BRG	=	BEARING
CIP	=	CAST-IN-PLACE CONCRETE
℄	=	CENTER LINE
CLR	=	CLEAR
COL	=	COLUMN
CONC	=	CONCRETE
CONN	=	CONNECTION
CONT	=	CONTINUOUS
DBA	=	DEFORMED BAR ANCHOR
DT	=	DOUBLE TEE
EC	=	EPOXY COATED
EL	=	ELEVATION
F'c	=	CONCRETE 28-DAY COMPRESSIVE STRENGTH
FD	=	FLOOR DRAIN
FIN	=	FINISH
FTG	=	FOOTING
GA	=	GAUGE
GALV	=	GALVANIZED
HP	=	HIGH POINT
IT	=	INVERTED TEE
LP	=	LOW POINT
LG	=	LONG
MAX.	=	MAXIMUM
MIN.	=	MINIMUM
NIC	=	NOT IN CONTRACT
NS	=	NON-SHRINK
NTS	=	NOT TO SCALE
OC	=	ON-CENTER
PC	=	PRECAST CONCRETE
PGL	=	PROFILE GRADE LINE
PL	=	PLATE
PSF	=	POUNDS PER SQUARE FOOT
PSI	=	POUNDS PER SQUARE INCH
REINF	=	REINFORCING
SIM	=	SIMILAR
SOG	=	SLAB-ON-GRADE
SS	=	STAINLESS STEEL
STA	=	STATIONING
TB	=	TIE BEAM
T/	=	TOP OF
TYP	=	TYPICAL
UNO	=	UNLESS NOTED OTHERWISE
WP	=	WORK POINT
WWF	=	WELDED WIRE FABRIC

B. DESIGN LOADS

1. IN ADDITION TO THE BUILDING DEAD LOADS, THE VARIOUS PORTIONS OF THE STRUCTURE ARE DESIGNED FOR THE FOLLOWING LIVE LOADS:

• PARKING AND DRIVE AREAS	=	50 PSF
• STAIRS, LANDINGS AND LOBBIES	=	100 PSF
• OFFICE SPACES	=	50 PSF
• MECHANICAL/ELEVATOR	=	150 PSF
• SLAB ON GRADE	=	50 PSF
• CONCENTRATED WHEEL LOAD	=	2,000 LBS
• VEHICLE IMPACT BUMPER LOAD, 18" ABOVE FLOOR	=	10,000 LBS

2. SNOW LOAD AT ROOF 30 PSF TYPICAL.

3. WIND LOAD EXPOSURE C: 90 MPH, DESIGN WIND PRESSURE Pd=21 PSF.

4. SEISMIC:
   - PEAK ACCELERATION, Av = Aq = 0.12
   - SOIL COEFFICIENT, S = 1.0
   - RESPONCE FACTOR, R = 5.5
   - DEFLECTION FACTOR, Cd = 5
   - EXPOSURE GROUP, 1
   - PERFORMANCE CATEGORY, C
   - BUILDING FRAME SYSTEM WITH REINFORCED CONCRETE SHEAR WALLS
   - ANNALYSIS PROCEDURE PER SECTION, 1610.4

C. FOUNDATIONS

1. FOR SOIL AND FOUNDATION INFORMATION REFER TO THE FINAL DESIGN GEOTECHNICAL REPORT PREPARED BY PARSONS BRINCKERHOFF QUADE & DOUGLAS, INC., DATED SEPTEMBER 1998.

2. THE REQUIRED BEARING CONDITION FOR EACH FOUNDATION SHALL BE VERIFIED BY THE ENGINEER BEFORE THE CONTRACTOR MAY START PLACING THE FOUNDATIONS, IN THE EVENT THAT UNUSUAL SOIL CONDITIONS ARE ENCOUNTERED, THE ENGINEER SHALL BE NOTIFIED.

3. NO FOOTING, BEAM OR SLABS SHALL BE PLACED ON FROZEN SOIL OR IN WATER.

4. FOOTINGS SHALL REST ONLY ON SUITABLE UNDISTURBED OR COMPACTED STRUCTURAL FILL, AND SHALL BEAR A MINIMUM OF 3'-4" BELOW FINISH GRADE UNLESS SHOWN OTHERWISE.

5. OLD FOUNDATIONS MAY BE ENCOUNTERED BY THE CONTRACTOR; SUCH FOUNDATIONS SHALL BE REMOVED TO A MINIMUM OF 2' BELOW BASE OF FLOOR SLAB OR AS DIRECTED BY THE ENGINEER.

6. ALL UNSUITABLE BEARING MATERIAL FOUND BELOW BOTTOM OF EXCAVATION SHALL BE REMOVED AND REPLACED WITH COMPACTED STRUCTURAL TILL (SEE SPECIFICATIONS AND DRAWINGS).

7. LOCALIZED DEWATERING MAY BE NECESSARY DEPENDING ON SITE CONDITIONS AT THE TIME OF CONSTRUCTION.

8. ALL SURFACE WATER SHALL BE DIVERTED AWAY FROM EXCAVATIONS BY THE CONTRACTOR.

9. SHORING AND BRACING FOR THE LATERAL SUPPORT OF EXCAVATION SHALL REMAIN IN PLACE UNTIL ALL PERMANANT STRUCTURAL SYSTEMS ARE COMPLETE OR UNTIL REMOVAL HAS BEEN APPROVED BY THE ENGINEER.

10. ALL FOUNDATION BEAMS AND WALLS SHALL BE BRACED DURING THE OPERATIONS OF BACKFILLING AND COMPACTION.

11. UNLESS SPECIFIED OR NOTED OTHERWISE, ALL SLABS-ON-GRADE SHALL BE PLACED ON MINIMUM 12" LAYER OF 95% COMPACTED STRUCTURAL FILL AND PLACED IN LONG-STRIP PATTERNS IN ACCORDANCE WITH ACI 302. ALLOW A MINIMUM OF 3 DAYS CURING BEFORE PLACING ADJACENT SECTIONS.

D. CAST-IN-PLACE CONCRETE

1. CONCRETE SHALL BE NORMAL WEIGHT AND SHALL HAVE A MINIMUM COMPRESSIVE STRENGTH OF 4,000 PSI AT 28 DAYS TYPICAL FOR FOUNDATION ELEMENTS, SLAB ON GRADE, AND TOPPING AT LOBBY AND OFFICE AREAS. FOR TOPPING ON PRECAST MEMBERS IN DRIVE AREAS AND ROADWAY BRIDGE (LEVEL 3), CONCRETE SHALL BE 5,000 PSI.

2. CONCRETE TOPPING AT ROADWAY BRIDGE (LEVEL 3), AND DRIVE AREAS, SHALL CONTAIN CORROSION INHIBITOR AND SEALER. REFER TO SPECIFICATIONS.

3. COMPLETE SHOP DRAWINGS AND SCHEDULES OF ALL REINFORCING STEEL SHALL BE PREPARED BY THE CONTRACTOR AND SUBMITTED TO THE ENGINEER FOR APPROVAL PRIOR TO COMMENCEMENT OF THAT PORTION OF THE WORK. ALL ACCESSORIES MUST BE SHOWN ON THE SHOP DRAWINGS.

4. ALL SHORING SHALL REMAIN IN PLACE UNTIL CONCRETE HAS ATTAINED 75% OF ITS 28-DAY COMPRESSIVE STRENGTH (SEE SPECIFICATIONS)

5. ALL CONSTRUCTION AND CONTROL JOINT LOCATIONS MUST BE SHOWN ON SHOP DRAWINGS AND APPROVED BY THE ENGINEER. CONSTRUCTION JOINTS NOT SHOWN ON THE DRAWINGS SHALL BE LOCATED SO AS TO LEAST IMPAIR THE STRENGTH OF THE STRUCTURE AND SHOULD GENERALLY BE LOCATED AT MIDSPAN OR AT POINTS OF MINIMUM SHEAR.

6. ALL EXPOSED EDGES SHALL BE CHAMFERED 3/4" UNLESS NOTED OTHERWISE.

7. WHEN CONCRETE IS PLACED AGAINST PREVIOUSLY HARDENED CONCRETE, THE INTERFACE SHALL BE CLEAN, FREE OF LAITANCE, AND INTENTIONALLY ROUGHENED TO A FULL AMPLITUDE OF APPROXIMATELY 1/4 INCH..

8. ALL KEYS SHALL BE 2"x4" WITH BEVELED SIDES, UNLESS NOTED OTHERWISE.

E. REINFORCING STEEL

1. REINFORCING BARS SHALL CONFORM TO ASTM A615 OR A706 GRADE 60.

2. ALL REINFORCING SHALL BE DETAILED IN ACCORDANCE WITH ACI 315 MANUAL OF STANDARD PRACTICE FOR DETAILING REINFORCED CONCRETE STRUCTURES.

3. WELDED WIRE FABRIC (WWF) SHALL CONFORM TO ASTM A185 AND SHALL BE SUPPLIED IN FLAT SHEETS ONLY. SPLICES OF WWF SHALL BE AT LEAST 12 INCHES.

4. THE FOLLOWING MINIMUM CLEAR CONCRETE COVER SHALL BE PROVIDED UNLESS NOTED OTHERWISE ON THE DRAWINGS:

   CAST IN PLACE CONCRETE:
   - CONCRETE CAST AGAINST EARTH = 3"

   CONCRETE EXPOSED TO EARTH OR WEATHER
   - #6 BARS THROUGH #18 BARS = 2"
   - #5 BARS AND SMALLER = 1 1/2"

   CONCRETE NOT EXPOSED TO WEATHER OR IN CONTACT WITH GROUND
   - SLABS AND WALLS = 3/4"
   - BEAMS AND COLUMNS = 1 1/2"

   PRECAST CONCRETE = 1 1/2"

5. UNLESS OTHERWISE NOTED, PROVIDE AT ALL FOUR SIDES OF OPENINGS, AT TOP AND BOTTOM IN SLABS 2-#6 BARS AND AT EACH FACE IN WALLS 1-#6 BAR EXTENDING 2'-0" BEYOND OPENING, OR HOOKED IF NECESSARY. PROVIDE U SHAPED BARS TO MATCH WALL REINFORCING.

6. ALL REINFORCEMENT SHALL BE CONTINUOUS THROUGH CONSTRUCTION JOINTS UNLESS SHOWN OTHERWISE.

7. UNLESS NOTED OTHERWISE, BARS SHALL BE CONTINUOUS AND SHALL BE RUN CONTINUOUSLY AROUND CORNERS AND LAPPED AT NECESSARY SPLICES OR HOOKED AT DISCONTINUOUS ENDS. SPLICES SHALL GENERALLY OCCUR AT MID-SPAN FOR TOP AND MIDDLE BARS AND AT SUPPORT FOR BOTTOM BARS AND SHALL BE STAGGERED WHEREVER POSSIBLE.

8. ALL MECHANICAL SLEEVE CONNECTIONS SHALL CONFORM TO ACI 318 REQUIREMENTS AND DEVELOP IN TENSION AND COMPRESSION AT LEAST 125% OF THE YIELD STRENGTH OF THE BAR.

9. ALL SPLICES FOR REINFORCEMENT SHALL BE CLASS B UNLESS OTHERWISE SHOWN, ALL SPLICES, DEVELOPMENT LENGTHS AND HOOKS, SHALL CONFORM TO ACI 318.

10. FOR LOCATION OF VENTS, PIPES, OPEININGS, INSERTS, HANGERS, EQUIPMENT PADS, SUPPORTS AND FLOOR DRAINS, CONSULT ARCHITECTURAL, MECHANICAL, AND ELECTRICAL DRAWINGS.

11. BARS SHALL NOT BE CUT OR OMITTED FOR SLEEVE OR DUCT OPENINGS IN FLOORS. BARS MAY BE MOVED LATERALLY WITHOUT CHANGING THE DISTANCE FROM THE FACE OF CONCRETE.. BEND NO BARS IN FIELD WITHOUT APPROVAL OF THE ENGINEER.

12. ALL SLABS PLACED ON GROUND (SLAB-ON-GRADE) SHALL BE REINFORCED WITH MINIMUM 6"x6"-W2.9xW2.9 WELDED WIRE FABRIC, LAPPPED 12" ON SIDES AND ENDS UNLESS OTHERWISE SHOWN ON DRAWINGS. ALL WWF SHALL BE EPOXY COATED EXCEPT IN OFFICE AREAS.

13. DRILL & GROUT ANCHORS SHALL HAVE ADEQUATE EMBEDMENT TO DEVELOP THE ULTIMATE STRENGTH OF THE BAR.

F. PRECAST CONCRETE

1. UNLESS OTHERWISE SHOWN, ALL PRECAST/PRESTRESSED CONCRETE MEMBERS SHALL HAVE A MINIMUM COMPRESSIVE STRENGTH OF 5,000 PSI AT 28 DAYS. EXCEPT THE 28"x28" INTERIOR COLUMNS WHICH SHALL BE 6,000 PSI. THE MINIMUM COMPRESSIVE STRENGTH OF CONCRETE AT TRANSFER OF PRESTRESS SHALL BE 3,500 PSI. (TYPICAL UNLESS NOTED OTHERWISE). REFER TO DRAWINGS S-24 AND S-25 FOR INVERTED TEE AND DOUBLE TEE BEAMS.

2. ALL CONCRETE FOR HORIZONTAL CONCRETE MEMBERS (SLABS, BEAMS AND DOUBLE TEES) SHALL CONTAIN CORROSION INHIBITOR AND SEALER. REFER TO SPECIFICATIONS.

3. COMPLETE SHOP DRAWINGS AND SCHEDULES OF ALL REINFORCING STEEL BOTH PRESTRESSED AND NON-PRESTRESSED SHALL BE PREPARED BY THE CONTRACTOR AND SUBMITTED TO THE ENGINEER FOR REVIEW PRIOR TO COMMENCEMENT OF THAT PORTION OF THE WORK. ACCESSORIES MUST BE SHOWN ON THE SHOP DRAWINGS.

4. PRECAST PRESTRESSED CONCRETE MEMBERS SHALL BE LIFTED BY THE DEVICES PROVIDED AND SHOWN ON THE SHOP DRAWINGS. THE BEAMS SHALL BE MAINTAINED IN AN UPRIGHT POSITION.

5. ALL INSERTS, PLATES, STOPS, ANCHORS, ANGLES, REQUIRED FOR CONNECTION OR BEARING SHALL BE PROVIDED WITH THE PRECAST ELEMENTS OR AS CALLED FOR ON THE DRAWINGS. ANY DEVIATION FROM THE DETAILS SHOWN ON THE DRAWINGS SHALL BE SUBMITTED FOR APPROVAL TO THE ENGINEER PRIOR TO FABRICATION AND ERECTION.

6. THE CONTRACTOR SHALL COORDINATE ALL PENETRATIONS OF PRECAST MEMBERS, PRIOR TO FABRICATION. NO FIELD CUTTING OF STRESSING TENDONS WILL BE ALLOWED WITHOUT APPROVAL OF THE ENGINEER.

7. ALL GROUT SHALL BE NON-SHRINK HIGH STRENGTH TYPE. COMPRESSIVE STRENGTH AT 28 DAYS TO BE AS INDICATED IN SPECIFICATIONS UNLESS OTHERWISE NOTED ON DRAWINGS.

8. SPLICE SLEEVE CONNECTIONS FOR PRECAST MEMBERS SHALL CONFORM TO ACI 318 REQUIREMENTS AND DEVELOP IN TENSION AND COMPRESSION AT LEAST 125 PERCENT OF THE YIELD STRENGTH OF THE BAR.

G. MASONRY CONSTRUCTION

1. CONCRETE MASONRY UNITS (CMU) SHALL MEET THE REQUIREMENTS OF ASTM C90, GRADE N, TYPE 1, NORMAL WEIGHT, AND SHALL HAVE A MINIMUM COMPRESSIVE STRENGTH OF 1,500 PSI ON THE NET BEDDED AREA.

2. MORTAR SHALL MEET THE REQUIREMENTS OF ASTM C270, TYPE S.

3. ALL GROUT SHALL HAVE MINIMUM COMPRESSIVE STRENGTH OF 2,500 PSI AT 28 DAYS.

4. HORIZONTAL JOINT REINFORCEMENT AND VERTICAL REINFORCEMENT SHALL BE PROVIDED IN ALL MASONRY CONSTRUCTION. HORIZ. REINFORCEMENT SHALL BE LAPPED A MINIMUM OF 6 INCHES AND SPACED 16" O.C. VERTICALLY UNLESS NOTOED OTHERWISE. MINIMUM REINFORCEMENT REQUIREMENTS FOR CONCRETE MASONRY WALLS SHALL CONFORIM TO THE FOLLOWING:
   - VERTICAL REINFORCING = 1-#6@48" O.C.
   - HORIZONTAL REINFORCING = #9 GAUGE TRUSS TYPE @16" O.C.
   - DOWEL ALL VERTICAL BARS TO FOUNDATION, BEAMS OR SLABS, AND PROVIDE LAP OF 48 BAR DIMETERS.

5. PREFABRICATED TEES AND/OR CORNER SECTIONS SHALL BE USED AT ALL WALL INTERSECTIONS.

6. WHERE STEEL OR CONCRETE BEAMS, STEEL JOISTS, OR LINTELS ARE SUPPORTED ON CONCRETE MASONRY, THE MASONRY SHALL BE FILLED SOLID WITH GROUT FOR TWO COURSES UNDER BEAM, JOIST OR LINTEL FOR FOUR FEET LENGTH.

7. REINFORCEMENT FOR CONCRETE MASONRY BOND BEAMS SHALL BE 2-#6 BARS CONTINUOUS, UNLESS NOTED OTHERWISE. BOND BEAMS SHALL BE LOCATED AT 6'-0" O.C. MAXIMUM AND AT TOP OF WALL.

8. ALL REINFORCING SHALL BE GROUTED SOLID CONTINUOUSLY, IN CELLS OR BOND BEAMS. FILLING SUCH CORES AND BOND BEAMS WITH MORTAR IS STRICTLY PROHIBITED.

9. ALL MASONRY BEARING WALLS SHALL BE BRACED UNTIL THEY ARE ANCHORED BY THE STRUCTURE.

H. STRUCTURAL STEEL

1. DESIGN, FABRICATION, AND ERECTION SHALL BE IN ACCORDANCE WITH AISC SPECIFICATION FOR BUILDINGS LATEST EDITION.

2. ALL STRUCTURAL STEEL SHALL BE NEW STEEL CONFORMING TO ASTM STANDARD SPECIFICATION A-36, FY=36 KSI, "STRUCTURAL STEEL" AS AMENDED TO DATE, UNLESS NOTED OTHERWISE ON THE DRAWINGS.

3. STRUCTURAL STEEL SHALL CONFORM TO THE FOLLOWING:

A.	HIGH STRENGTH STEEL	A572 OR A588 GR. 50	FY = 50 KSI
B.	TUBE SECTIONS	A500 GR. B	FY = 46 KSI
C.	PIPE	A53 TYPE S	FY = 35 KSI
D.	ANCHOR BOLTS	A36 OR A307	FY = 36 KSI
E.	HIGH STRENGTH BOLTS AND ANCHOR BOLTS	A325	FY = 92 KSI
F.	HEADED STUDS	A108 GR. 50	FY = 50 KSI

4. SHAPES NOTED "GALV." ON DRAWINGS SHALL BE HOT-DIP GALVANIZED IN ACCORDANCE WITH ASTM A-123. ALL STEEL EXPOSED SHALL BE SO GALVANIZED.

5. WELDS SHALL BE MADE ONLY BY OPERATORS CERTIFIED BY THE STANDARD QUALIFICATION PROCEDURE OF THE AMERICAN WELDING SOCIETY.

6. WELDING: IN ACCORDANCE WITH LATEST EDITION OF AWS D1.1 CODE FOR WELDING IN BUILDING CONSTRUCTION.

7. CONNECTIONS NOT DETAILED SHALL BE DESIGNED FOR LOADS SHOWN ON DRAWINGS OR FOR LOADS GIVEN IN STANDARD AISC LOAD TABLES FOR LENGTH, SECTIONS, AND STRENGTH SPECIFIED.
   SHOP CONNECTIONS: WELDED OR HIGH STRENGTH BOLTED.
   FIELD CONNECTIONS: HIGH STRENGTH BOLTED USING 3/4" DIAMETER, A325N OR A490N BOLTS UNLESS NOTED OTHERWISE.

8. UNLESS OTHERWISE NOTED, ALL COLUMNS SHALL HAVE 1/4" LEVELING PLATES SET ON 3/4" NON-SHRINK GROUT AND 4-3/4" DIAMETER ANCHOR BOLTS EMBEDDED 12".

9. BRACING MEMBERS SHALL BE DETAILED TO AVOID ECCENTRIC CONNECTIONS, UNLESS OTHERWISE INDICATED ON DRAWINGS.

10. ALL COLUMN ENDS SHALL BE MILLED TO BEAR.

11. FOR ALL OPENINGS IN INTERIOR AND EXTERIOR WALLS, WHERE OTHER TYPE OF LINTELS ARE NOT CALLED FOR, PROVIDE ONE ANGLE FOR EACH 4" WALL THICKNESS AS FOLLOWS. LINTELS CONSISTING OF MORE THAN ONE ANGLE SHALL BE BOLTED OR PLUG WELDED TOGETHER AT 12" O.C.. WHEN LINTELS ABUT COLUMN PROVIDE CONNECTION AS REQUIRED.

SPANS UP TO 5'-0"	L 4 X 3 1/2 X 5/16	WITH 6" END BEARINGS
SPANS 5'-1 TO 7'-0"	L 5 X 3 1/2 X 5/16	WITH 8" END BEARINGS
SPANS 7'-1" TO 8'-0"	L 6 X 4 X 3/8	WITH 10" END BEARING

12. ALL STEEL (LINTELS, ETC.) SHALL BE HOT-DIP GALVANIZED.

13. CONNECTIONS OF BEAMS TO SUPPORTING MEMBERS SHALL BE STANDARD AISC DOUBLE ANGLE CONNECTIONS.

14. ALL MOMENT CONNECTIONS SHOWN AND OR NOTED ON THE DRAWINGS SHALL DEVELOP FULL STRENGTH OF THE MEMBER.

15. PROVIDE 1/2" THICK STIFFENER PLATES ON EACH SIDE OF BEAM WHEN COLUMN OCCURS ABOVE OR BELOW BEAMS.

16. FOR STRUCTURAL BEAM OVER COLUMN USE 3/4" CAP PLATE +4-3/4" DIAMETER HIGH STRENGTH BOLTS.

I. CONSTRUCTION NOTES

1. ANY DISCREPANCIES ON THESE PLANS, WITH REGARD TO FIELD DIMENSIONS OR CONDITIONS, SHALL BE BROUGHT TO THE ATTENTION OF THE ENGINEER BEFORE PROCEEDING WITH THE AFFECTED PORTION OF WORK.

2. SHORE, SHEET AND BRACE EXCAVATIONS AS REQUIRED TO ASSURE COMPLETE SAFETY AGAINST COLLAPSE OF EARTH AND DAMAGE TO ADJACENT PROPERTY INCLUDING BUT NOT LIMITED TO EXISTING STREETS, BUILDING AND UTILITY LINES.

CAMILLE H. BECHARA
No. 6944
REGISTERED PROFESSIONAL ENGINEER (STRUCTURAL)
F 12/21/98

GILBANE BLDG. CO.
DEC 21 1998
GB CO. JOB NO: 2524

\\BOSC\CADD1\18689\STR\DWG\TFG-S001.DWG 12/18/98 10:11

T.F. GREEN AIRPORT

WARWICK, RHODE ISLAND
RHODE ISLAND
AIRPORT CORPORATION

Prime Consultant:

CIVIL & STRUCTURAL ENGINEERING:
PARSONS BRINCKERHOFF QUADE & DOUGLAS INC.
One State Street
Providence, RI 02908
Phone: (401)421-2601
Fax: (401)421-3286

Sub-Consultants:

ARCHITECTURE:
TAMS CONSULTANTS, INC., (TAMS)
38 Chauncy Street
Boston, MA 02111
Phone: (617) 482-4835

PARKING/FUNCTIONAL:
CARL WALKER, INC., (CWI)
10 Melrose Avenue, Suite 350
Cherry Hill, NJ 08003
Phone: (609) 216-1222

MECHANICAL:
WILKINSON ASSOCIATES, INC., (WAI)
615 Jefferson Boulevard
Warwick, RI 02886
Phone: (401) 737-6382

ELECTRICAL:
GASKELL ASSOCIATES, LTD., (GAL)
300 Post Road
Warwick, RI 02888
Phone: (401) 781-6696

SURVEY:
SAI SURVEYING CORPORATION, (SAI)
23 Narragansett Avenue
Jamestown, RI 02835
Phone: (401) 423-0653

Revisions:

No.	Date:	Description:
1	12/21/98	GENERAL REVISIONS

Key Plan:

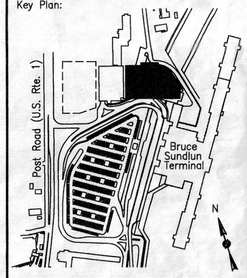

Date:	NOVEMBER 16, 1998
Scale:	N/A
Drawn By:	RJH
Checked By:	CHB
Approved By:	CHB
Prepared By:	Parsons Brinckerhoff
RIAC Contract No:	9858

Project Title:
T.F. GREEN AIRPORT PARKING GARAGE

Drawing Title:
STRUCTURAL GENERAL STRUCTURAL NOTES

Drawing Number:
S-1

Sheet : Of:

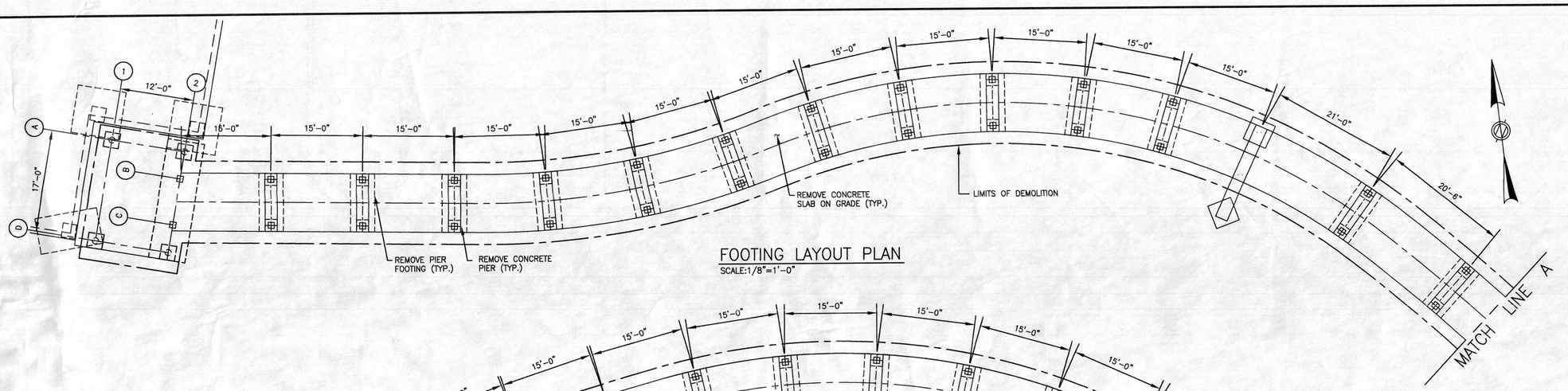

FOOTING LAYOUT PLAN
SCALE:1/8"=1'-0"

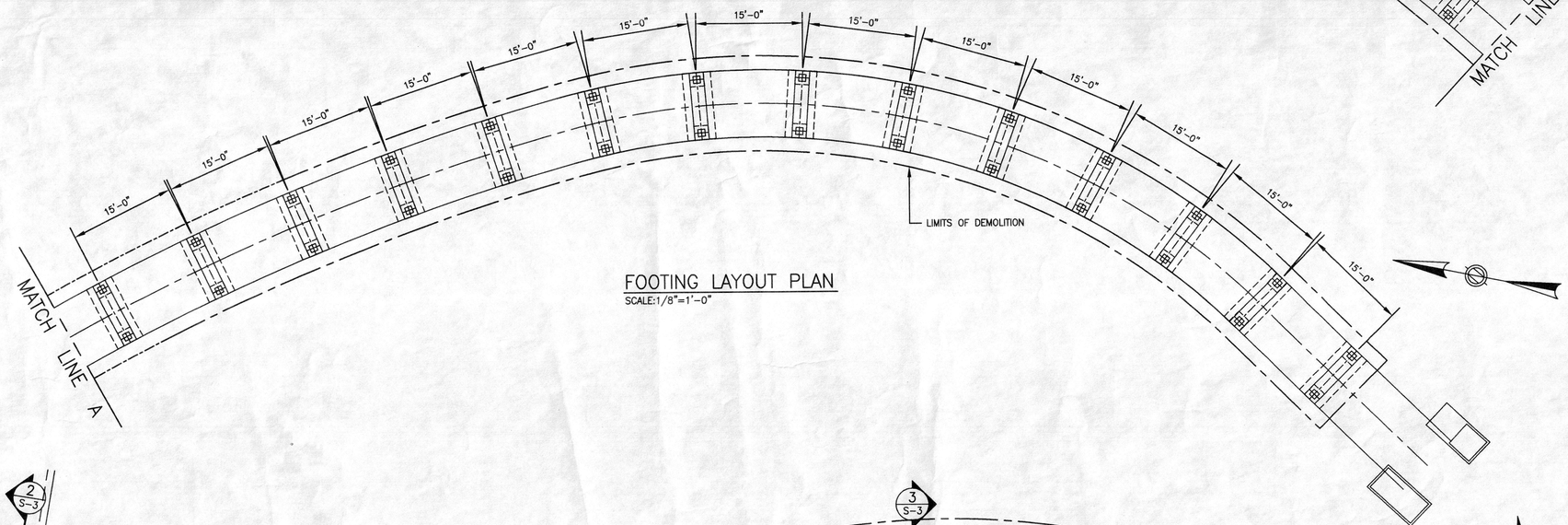

FOOTING LAYOUT PLAN
SCALE:1/8"=1'-0"

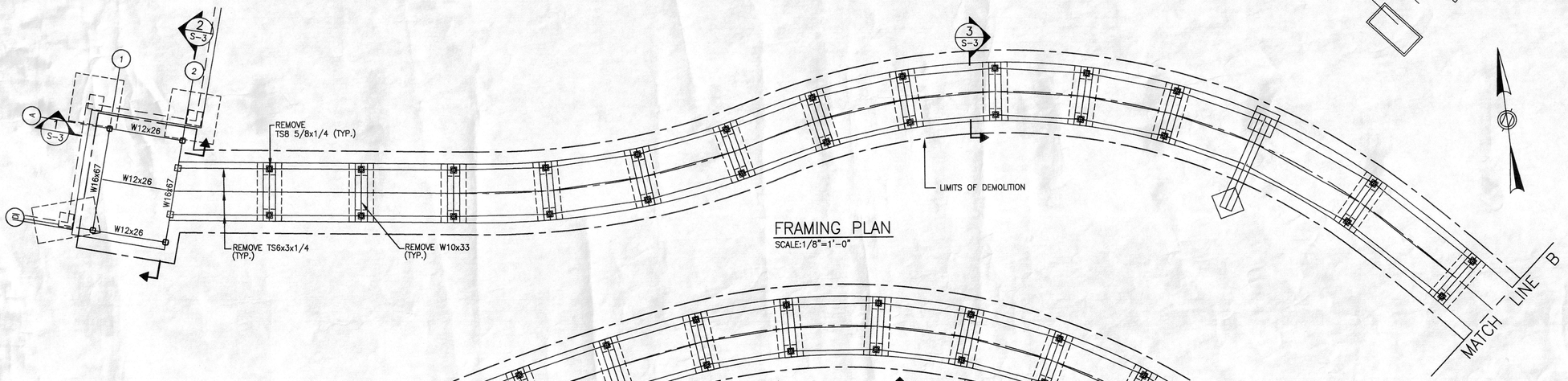

FRAMING PLAN
SCALE:1/8"=1'-0"

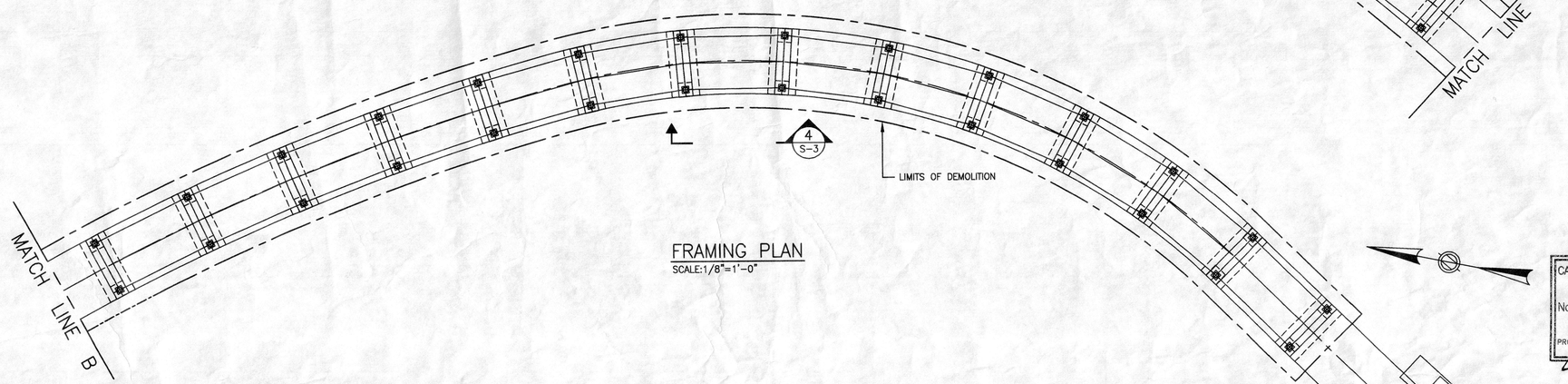

FRAMING PLAN
SCALE:1/8"=1'-0"

GILBANE BLDG. CO.
DEC 21 1998
GB CO. JOB NO: 2524

CAMILLE H. BECHARA
No. 6944
REGISTERED PROFESSIONAL ENGINEER (STRUCTURAL)
12/21/98

NOTES:

1. REFER TO NOTE A.10 ON DRAWING S-1

\\BOSC\CADD1\18689\STR\DWG\TFG-S002.DWG 12/18/98 10:15

T.F. GREEN AIRPORT

WARWICK, RHODE ISLAND
RHODE ISLAND
AIRPORT CORPORATION

Prime Consultant:

CIVIL & STRUCTURAL ENGINEERING:
PARSONS BRINCKERHOFF QUADE & DOUGLAS INC.
One State Street
Providence, RI 02908
Phone: (401)421-2601
Fax: (401)421-3286

Sub-Consultants:

ARCHITECTURE:
TAMS CONSULTANTS, INC., (TAMS)
38 Chauncy Street
Boston, MA 02111
Phone: (617) 482-4835

PARKING/FUNCTIONAL:
CARL WALKER, INC., (CWI)
10 Melrose Avenue, Suite 350
Cherry Hill, NJ 08003
Phone: (609) 216-1222

MECHANICAL:
WILKINSON ASSOCIATES, INC., (WAI)
615 Jefferson Boulevard
Warwick, RI 02886
Phone: (401) 737-6382

ELECTRICAL:
GASKELL ASSOCIATES, LTD., (GAL)
300 Post Road
Warwick, RI 02888
Phone: (401) 781-6696

SURVEY:
SAI SURVEYING CORPORATION, (SAI)
23 Narragansett Avenue
Jamestown, RI 02835
Phone: (401) 423-0653

Revisions:

No.	Date:	Description:
1	12/21/98	GENERAL REVISIONS

Key Plan:

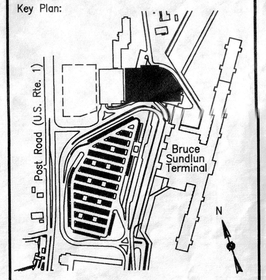

Date:	NOVEMBER 16, 1998
Scale:	1/8"=1'-0"
Drawn By:	J.L.M.
Checked By:	C.H.B.
Approved By:	C.H.B.
Prepared By:	Parsons Brinckerhoff
RIAC Contract No:	9858

Project Title:
T.F. GREEN AIRPORT
PARKING GARAGE

Drawing Title:
STRUCTURAL-DEMOLITION
PEDESTRIAN WALKWAY
FND. & FRAMING PLANS

Drawing Number:
S-2

Sheet : Of:

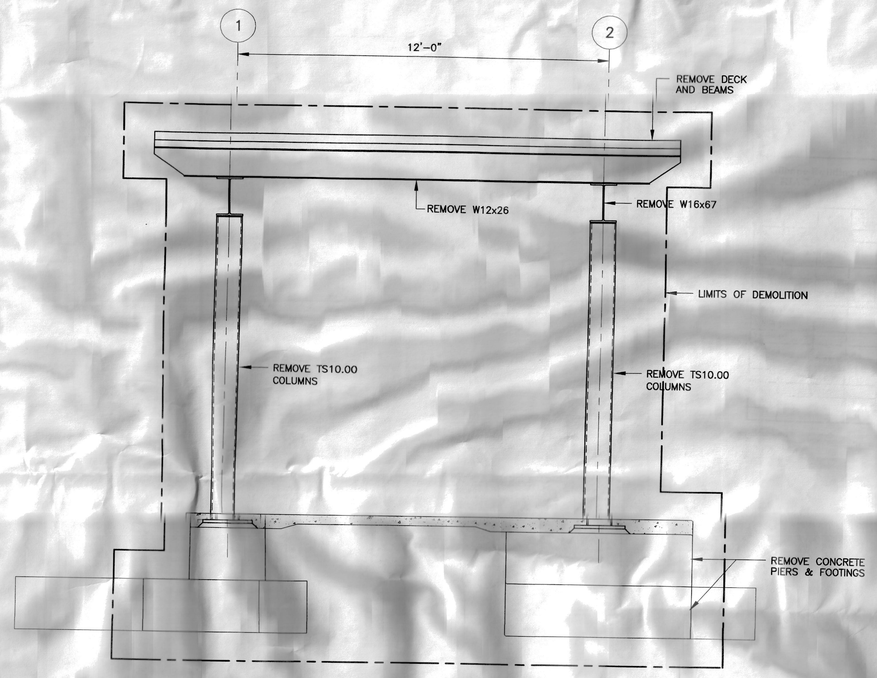

SECTION 1 S-2
SCALE:1/2"=1'-0"

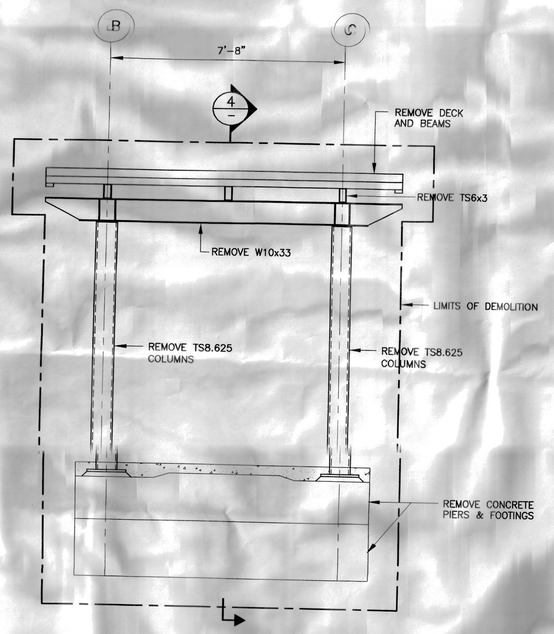

SECTION 3 S-2
SCALE:1/2"=1'-0"

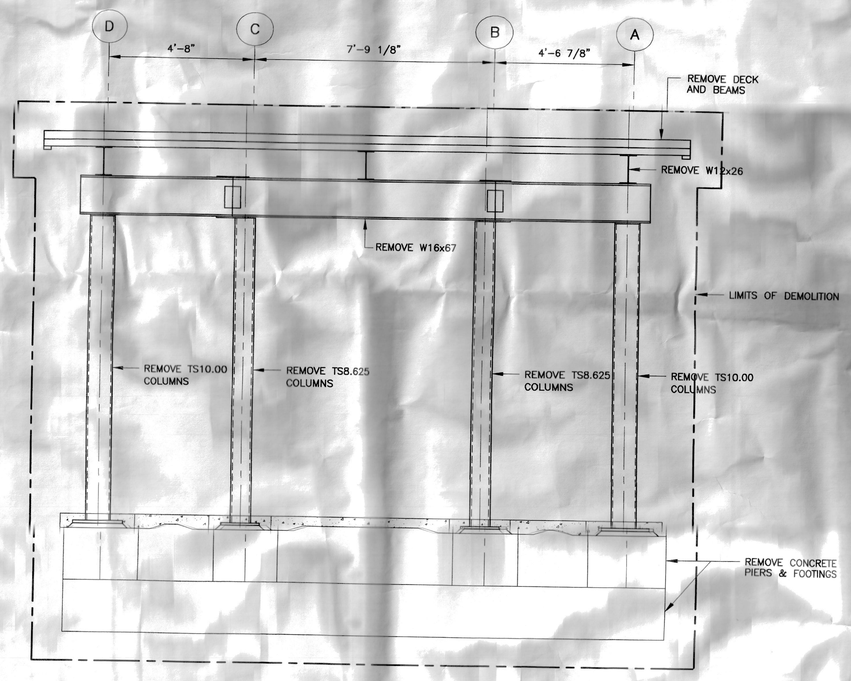

SECTION 2 S-2
SCALE:1/2"=1'-0"

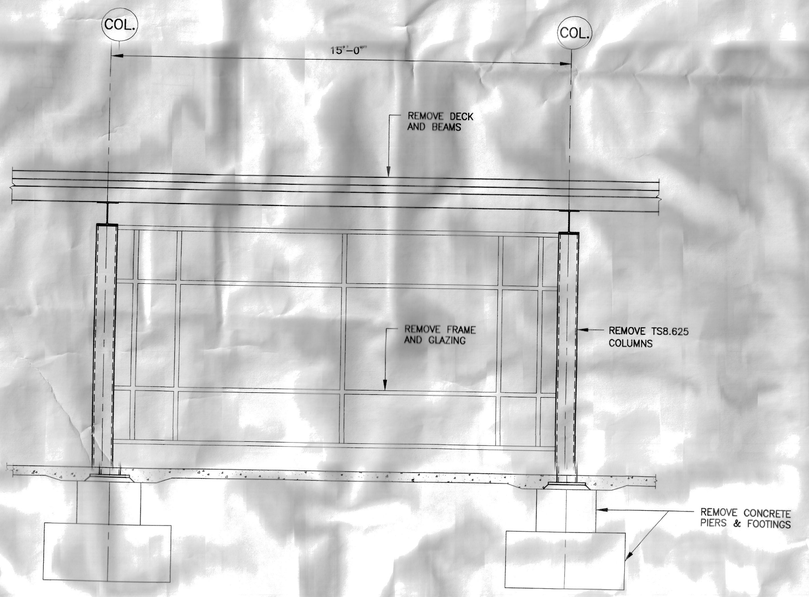

SECTION 4 -
SCALE:1/2"=1'-0"

GILBANE BLDG. CO.
DEC 21 1998
GB CO. JOB NO: 2524

CAMILLE H. BECHARA
No. 6944
REGISTERED PROFESSIONAL ENGINEER
STATE OF RHODE ISLAND
12/21/98

\\BOSC\CADD1\18689\STR\DWG\TFG-SG03.DWG 12/17/98 15:33

T.F. GREEN AIRPORT

WARWICK, RHODE ISLAND
RHODE ISLAND AIRPORT CORPORATION

Prime Consultant:

CIVIL & STRUCTURAL ENGINEERING:
PARSONS BRINCKERHOFF QUADE & DOUGLAS INC.
One State Street
Providence, RI 02908
Phone: (401)421-2601
Fax: (401)421-3286

Sub-Consultants:

ARCHITECTURE:
TAMS CONSULTANTS, INC., (TAMS)
38 Chauncy Street
Boston, MA 02111
Phone: (617) 482-4835

PARKING/FUNCTIONAL:
CARL WALKER, INC., (CWI)
10 Melrose Avenue, Suite 350
Cherry Hill, NJ 08003
Phone: (609) 216-1222

MECHANICAL:
WILKINSON ASSOCIATES, INC., (WAI)
615 Jefferson Boulevard
Warwick, RI 02886
Phone: (401) 737-6382

ELECTRICAL:
GASKELL ASSOCIATES, LTD., (GAL)
300 Post Road
Warwick, RI 02888
Phone: (401) 781-6696

SURVEY:
SAI SURVEYING CORPORATION, (SAI)
23 Narragansett Avenue
Jamestown, RI 02835
Phone: (401) 423-0653

Revisions:

No.	Date:	Description:
1	12/21/98	GENERAL REVISIONS

Key Plan:

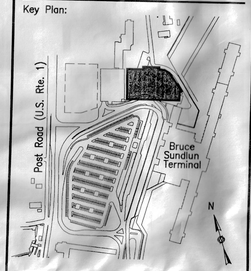

Date:	NOVEMBER 16, 1998
Scale:	1/2"=1'-0"
Drawn By:	JLM
Checked By:	CHB
Approved By:	CHB
Prepared By:	Parsons Brinckerhoff
RIAC Contract No:	9858

Project Title:
T.F. GREEN AIRPORT PARKING GARAGE

Drawing Title:
STRUCTURAL-DEMOLITION PEDESTRIAN WALKWAY SECTIONS & DETAILS

Drawing Number:
S-3

Sheet : Of:

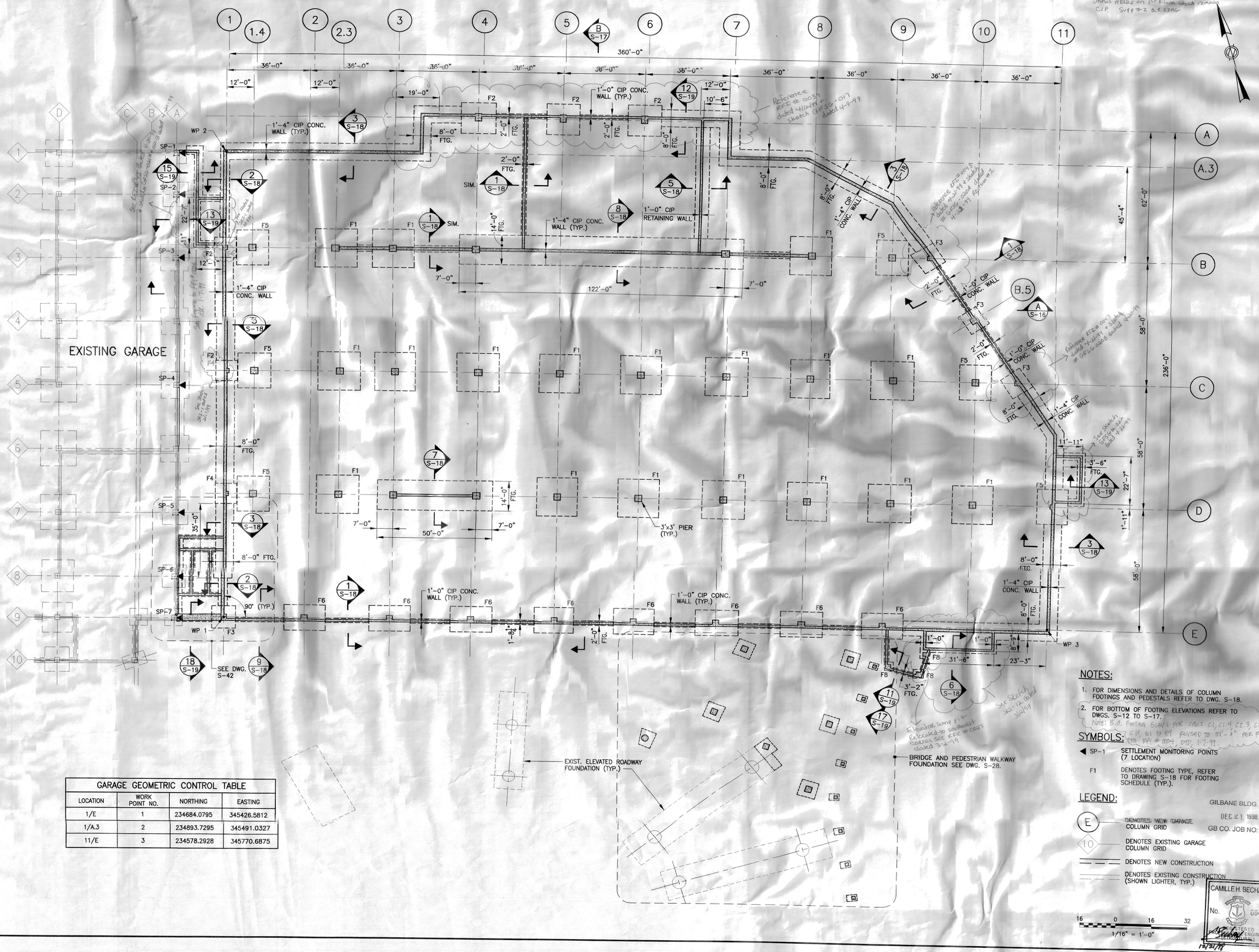

GARAGE GEOMETRIC CONTROL TABLE			
LOCATION	WORK POINT NO.	NORTHING	EASTING
1/E	1	234684.0795	345426.5812
1/A.3	2	234893.7295	345491.0327
11/E	3	234578.2928	345770.6875

NOTES:

1. FOR DIMENSIONS AND DETAILS OF COLUMN FOOTINGS AND PEDESTALS REFER TO DWG. S-18.
2. FOR BOTTOM OF FOOTING ELEVATIONS REFER TO DWGS. S-12 TO S-17.

Note: B.O. Footing elev's for cols C1, C1.4, C2.3, C3 to C10, E1 to E9 revised to 51'-0". Per response to RFI # 0004, DTD, 1.7.99.

SYMBOLS:

◀ SP-1 — SETTLEMENT MONITORING POINTS (7 LOCATION)

F1 — DENOTES FOOTING TYPE, REFER TO DRAWING S-18 FOR FOOTING SCHEDULE (TYP.).

LEGEND:

(E) — DENOTES NEW GARAGE COLUMN GRID

(10) — DENOTES EXISTING GARAGE COLUMN GRID

DENOTES NEW CONSTRUCTION

DENOTES EXISTING CONSTRUCTION (SHOWN LIGHTER, TYP.)

GILBANE BLDG. CO.
DEC 21 1998
GB CO. JOB NO: 2524

16 0 16 32
1/16" = 1'-0"

CAMILLE H. BECHARA
No. 6944
REGISTERED PROFESSIONAL ENGINEER (STRUCTURAL)
12/21/98

T.F. GREEN AIRPORT

WARWICK, RHODE ISLAND
RHODE ISLAND AIRPORT CORPORATION

Prime Consultant:

CIVIL & STRUCTURAL ENGINEERING:

PARSONS BRINCKERHOFF QUADE & DOUGLAS INC.
One State Street
Providence, RI 02908
Phone: (401)421-2601
Fax: (401)421-3286

Sub-Consultants:

ARCHITECTURE:
TAMS CONSULTANTS, INC., (TAMS)
38 Chauncy Street
Boston, MA 02111
Phone: (617) 482-4835

PARKING/FUNCTIONAL:
CARL WALKER, INC., (CWI)
10 Melrose Avenue, Suite 350
Cherry Hill, NJ 08003
Phone: (609) 216-1222

MECHANICAL:
WILKINSON ASSOCIATES, INC., (WAI)
615 Jefferson Boulevard
Warwick, RI 02886
Phone: (401) 737-6382

ELECTRICAL:
GASKELL ASSOCIATES, LTD., (GAL)
300 Post Road
Warwick, RI 02888
Phone: (401) 781-6696

SURVEY:
SAI SURVEYING CORPORATION, (SAI)
23 Narragansett Avenue
Jamestown, RI 02835
Phone: (401) 423-0653

Revisions:

No.	Date:	Description:
1	12/21/98	GENERAL REVISIONS

Key Plan:

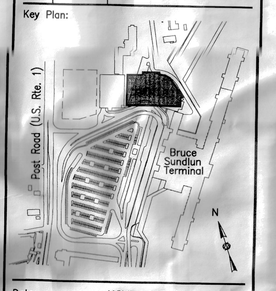

Date:	NOVEMBER 16, 1998
Scale:	1/16"=1'-0"
Drawn By:	BJD
Checked By:	CHB
Approved By:	CHB
Prepared By:	Parsons Brinckerhoff
RIAC Contract No:	9858

Project Title:

T.F. GREEN AIRPORT PARKING GARAGE

Drawing Title:

STRUCTURAL-GARAGE FOUNDATION PLAN

Drawing Number: S-4

Sheet : Of:

\\BOSC\CADD1\18689\STR\DWG\TFG-S004.DWG 12/18/98 07:49

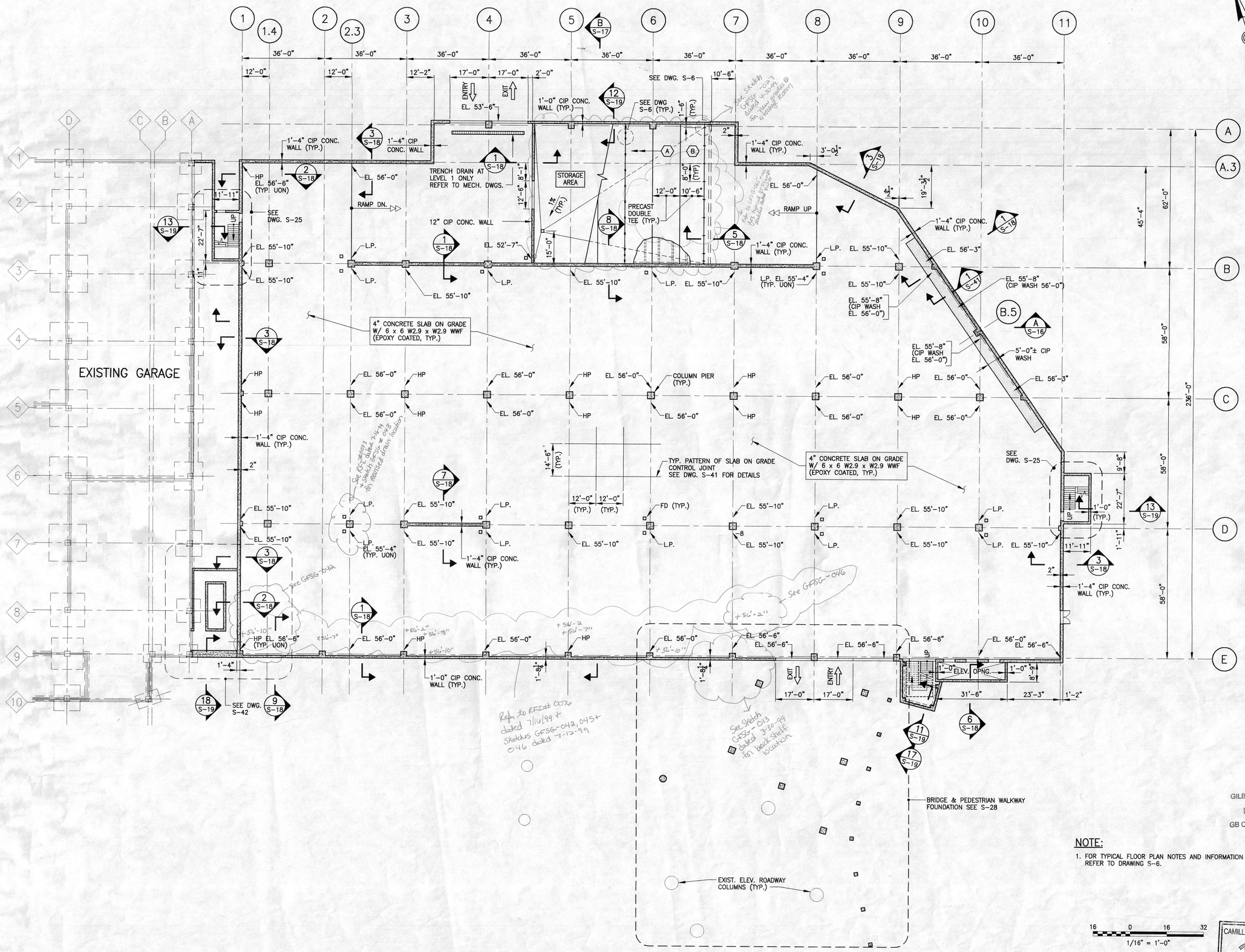

T.F. GREEN AIRPORT

WARWICK, RHODE ISLAND
RHODE ISLAND
AIRPORT CORPORATION

Prime Consultant:

CIVIL & STRUCTURAL ENGINEERING:
PARSONS BRINCKERHOFF QUADE & DOUGLAS INC.
One State Street
Providence, RI 02908
Phone: (401)421-2601
Fax: (401)421-3286

Sub-Consultants:

ARCHITECTURE:
TAMS CONSULTANTS, INC., (TAMS)
38 Chauncy Street
Boston, MA 02111
Phone: (617) 482-4835

PARKING/FUNCTIONAL:
CARL WALKER, INC., (CWI)
10 Melrose Avenue, Suite 350
Cherry Hill, NJ 08003
Phone: (609) 216-1222

MECHANICAL:
WILKINSON ASSOCIATES, INC., (WAI)
615 Jefferson Boulevard
Warwick, RI 02886
Phone: (401) 737-6382

ELECTRICAL:
GASKELL ASSOCIATES, LTD., (GAL)
300 Post Road
Warwick, RI 02888
Phone: (401) 781-6696

SURVEY:
SAI SURVEYING CORPORATION, (SAI)
23 Narragansett Avenue
Jamestown, RI 02835
Phone: (401) 423-0653

Revisions:

No.	Date:	Description:
1	12/21/98	GENERAL REVISIONS

Key Plan:

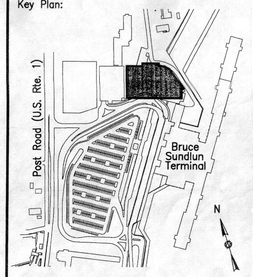

Date:	NOVEMBER 16, 1998
Scale:	1/16"=1'-0"
Drawn By:	BJD
Checked By:	CHB
Approved By:	CHB
Prepared By:	Parsons Brinckerhoff
RIAC Contract No:	9858

Project Title:
T.F. GREEN AIRPORT PARKING GARAGE

Drawing Title:
STRUCTURAL-GARAGE FLOOR PLAN LEVEL 1

Drawing Number:
S-5

Sheet : Of:

GILBANE BLDG. CO.
DEC 21 1998
GB CO. JOB NO: 2524

NOTE:
1. FOR TYPICAL FLOOR PLAN NOTES AND INFORMATION REFER TO DRAWING S-6.

16 0 16 32
1/16" = 1'-0"

CAMILLE H. BECHARA
No. 6944
REGISTERED PROFESSIONAL ENGINEER (STRUCTURAL)
12/21/98

\\BOSC\CADD\18689\STR\DWG\TFG-S005.DWG 12/17/98 15:39

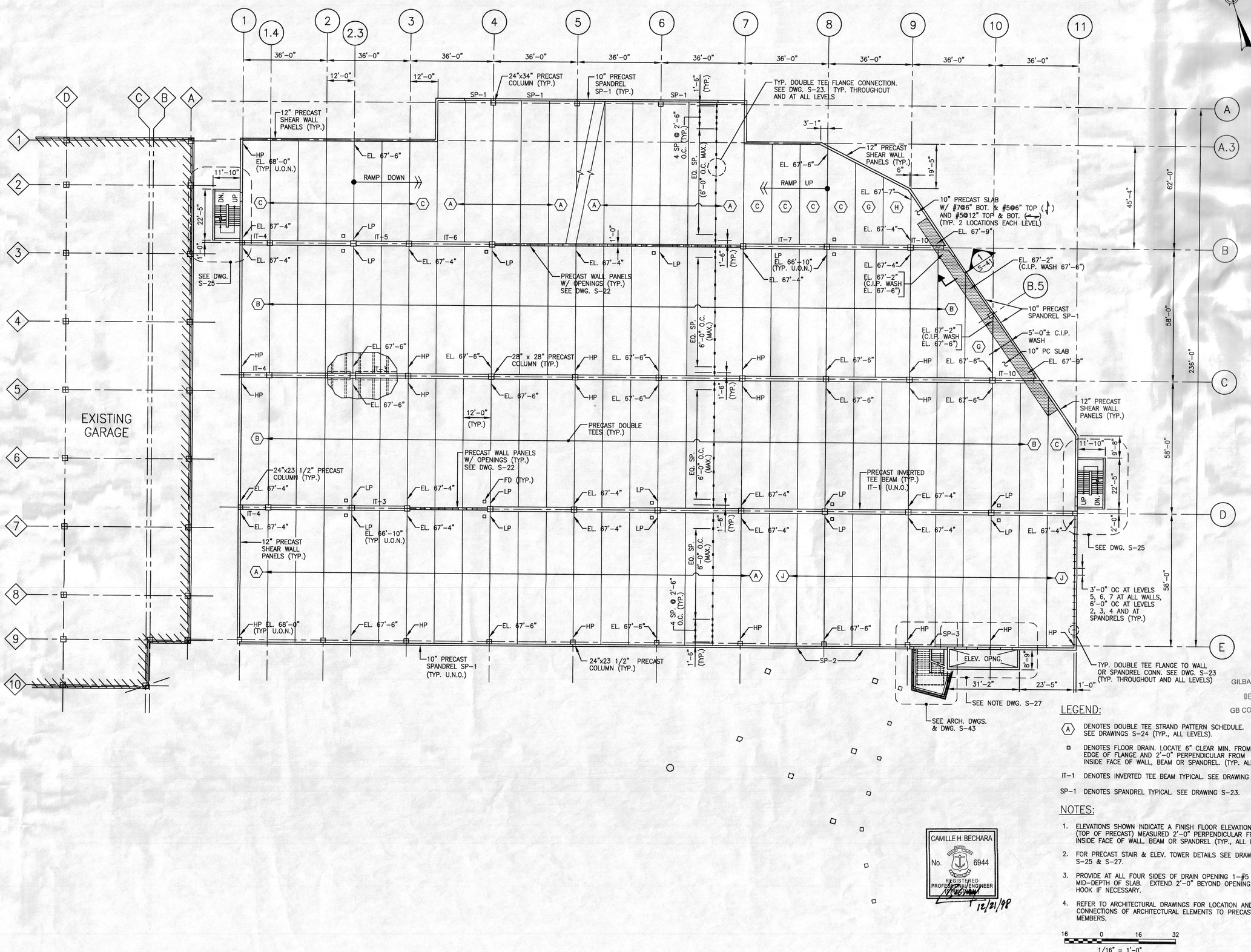

GILBANE BLDG. CO.
DEC 21 1998
GB CO. JOB NO: 2524

LEGEND:

(A) DENOTES DOUBLE TEE STRAND PATTERN SCHEDULE. SEE DRAWINGS S-24 (TYP., ALL LEVELS).

▫ DENOTES FLOOR DRAIN. LOCATE 6" CLEAR MIN. FROM EDGE OF FLANGE AND 2'-0" PERPENDICULAR FROM INSIDE FACE OF WALL, BEAM OR SPANDREL. (TYP. ALL LEVELS)

IT-1 DENOTES INVERTED TEE BEAM TYPICAL. SEE DRAWING S-24.

SP-1 DENOTES SPANDREL TYPICAL. SEE DRAWING S-23.

NOTES:

1. ELEVATIONS SHOWN INDICATE A FINISH FLOOR ELEVATION (TOP OF PRECAST) MEASURED 2'-0" PERPENDICULAR FROM INSIDE FACE OF WALL, BEAM OR SPANDREL (TYP., ALL LEVELS)
2. FOR PRECAST STAIR & ELEV. TOWER DETAILS SEE DRAWINGS S-25 & S-27.
3. PROVIDE AT ALL FOUR SIDES OF DRAIN OPENING 1-#5 AT MID-DEPTH OF SLAB. EXTEND 2'-0" BEYOND OPENING, HOOK IF NECESSARY.
4. REFER TO ARCHITECTURAL DRAWINGS FOR LOCATION AND CONNECTIONS OF ARCHITECTURAL ELEMENTS TO PRECAST MEMBERS.

16 0 16 32
1/16" = 1'-0"

CAMILLE H. BECHARA
No. 6944
REGISTERED PROFESSIONAL ENGINEER
12/21/98

\\BOSC\CADD1\18689\STR\DWG\TFG-S006.DWG 12/17/98 15:41

T.F. GREEN AIRPORT

WARWICK, RHODE ISLAND
RHODE ISLAND AIRPORT CORPORATION

Prime Consultant:

CIVIL & STRUCTURAL ENGINEERING:
PARSONS BRINCKERHOFF QUADE & DOUGLAS INC.
One State Street
Providence, RI 02908
Phone: (401)421-2601
Fax: (401)421-3286

Sub-Consultants:

ARCHITECTURE:
TAMS CONSULTANTS, INC., (TAMS)
38 Chauncy Street
Boston, MA 02111
Phone: (617) 482-4835

PARKING/FUNCTIONAL:
CARL WALKER, INC., (CWI)
10 Melrose Avenue, Suite 350
Cherry Hill, NJ 08003
Phone: (609) 216-1222

MECHANICAL:
WILKINSON ASSOCIATES, INC., (WAI)
615 Jefferson Boulevard
Warwick, RI 02886
Phone: (401) 737-6382

ELECTRICAL:
GASKELL ASSOCIATES, LTD., (GAL)
300 Post Road
Warwick, RI 02888
Phone: (401) 781-6696

SURVEY:
SAI SURVEYING CORPORATION, (SAI)
23 Narragansett Avenue
Jamestown, RI 02835
Phone: (401) 423-0653

Revisions:

No.	Date:	Description:
1	12/21/98	GENERAL REVISIONS

Key Plan:

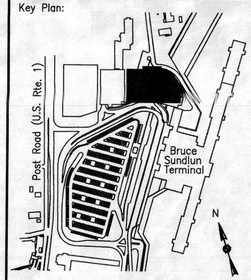

Date:	NOVEMBER 16, 1998
Scale:	1/16"=1'-0"
Drawn By:	BJD
Checked By:	CHB
Approved By:	CHB
Prepared By:	Parsons Brinckerhoff
RIAC Contract No:	9858

Project Title:
T.F. GREEN AIRPORT PARKING GARAGE

Drawing Title:
STRUCTURAL-GARAGE FLOOR PLAN LEVEL 2

Drawing Number:
S-6

Sheet : Of:

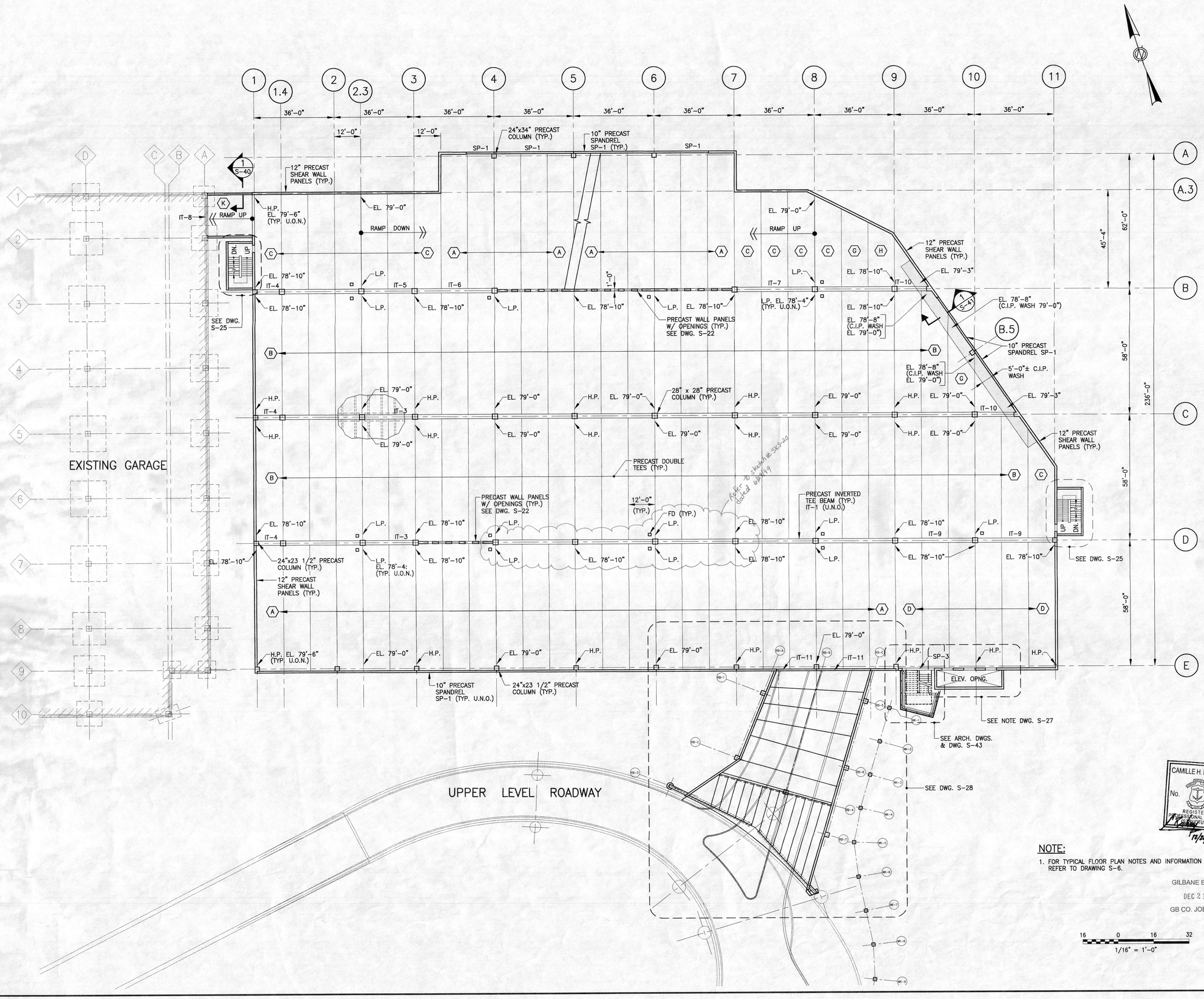

CAMILLE H. BECHARA
No. 6944
REGISTERED PROFESSIONAL ENGINEER (STRUCTURAL)
12/21/98

NOTE:

1. FOR TYPICAL FLOOR PLAN NOTES AND INFORMATION REFER TO DRAWING S-6.

GILBANE BLDG. CO.
DEC 21 1998
GB CO. JOB NO: 2524

16 0 16 32
1/16" = 1'-0"

\\BOSC\CADD1\18683\STR\DWG\TFG-S007.DWG 11/13/98 13:22

T.F. GREEN AIRPORT

WARWICK, RHODE ISLAND
RHODE ISLAND
AIRPORT CORPORATION

Prime Consultant:

CIVIL & STRUCTURAL ENGINEERING:
PARSONS BRINCKERHOFF QUADE & DOUGLAS INC.
One State Street
Providence, RI 02908
Phone: (401)421-2601
Fax: (401)421-3286

Sub-Consultants:

ARCHITECTURE:
TAMS CONSULTANTS, INC., (TAMS)
38 Chauncy Street
Boston, MA 02111
Phone: (617) 482-4835

PARKING/FUNCTIONAL:
CARL WALKER, INC., (CWI)
10 Melrose Avenue, Suite 350
Cherry Hill, NJ 08003
Phone: (609) 216-1222

MECHANICAL:
WILKINSON ASSOCIATES, INC., (WAI)
615 Jefferson Boulevard
Warwick, RI 02886
Phone: (401) 737-6382

ELECTRICAL:
GASKELL ASSOCIATES, LTD., (GAL)
300 Post Road
Warwick, RI 02888
Phone: (401) 781-6696

SURVEY:
SAI SURVEYING CORPORATION, (SAI)
23 Narragansett Avenue
Jamestown, RI 02835
Phone: (401) 423-0653

Revisions:

No.	Date:	Description:
1	12/21/98	GENERAL REVISIONS

Key Plan:

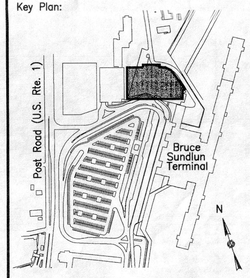

Date:	NOVEMBER 16, 1998
Scale:	1/16"=1'-0"
Drawn By:	BJD
Checked By:	CHB
Approved By:	CHB
Prepared By:	Parsons Brinckerhoff
RIAC Contract No:	9858

Project Title:
T.F. GREEN AIRPORT PARKING GARAGE

Drawing Title:
STRUCTURAL-GARAGE FLOOR PLAN LEVEL 3

Drawing Number:
S-7

Sheet : Of:

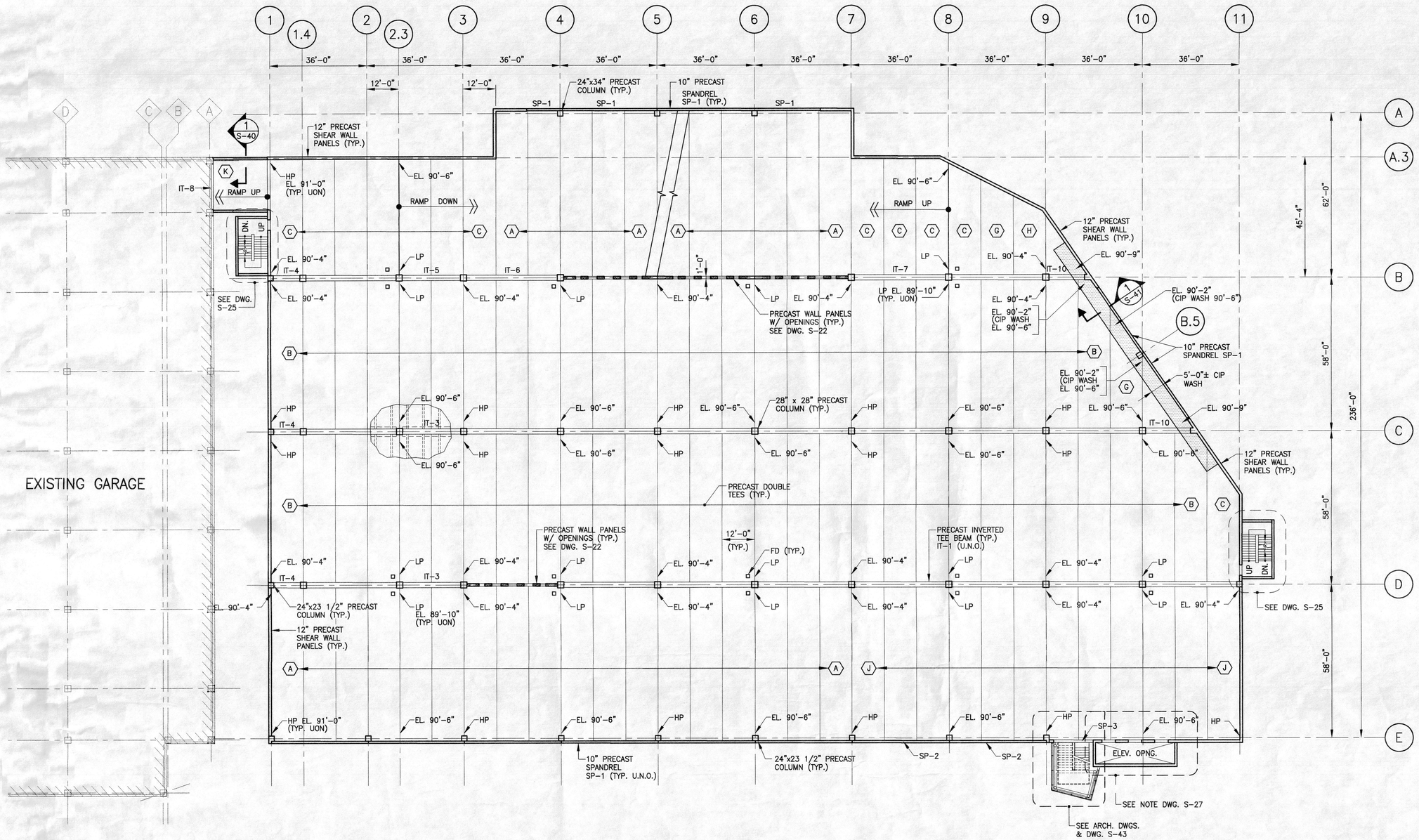

GILBANE BLDG. CO.
DEC 21 1998
GB CO. JOB NO: 2524

NOTE:

1. FOR TYPICAL FLOOR PLAN NOTES AND INFORMATION REFER TO DRAWING S-6.

16 0 16 32
1/16" = 1'-0"

CAMILLE H. BECHARA
No. 6944
REGISTERED PROFESSIONAL ENGINEER (STRUCTURAL)
12/21/98

\\BOSC\CADD1\18689\STR\DWG\TFG-S008.DWG 12/17/98 15:44

T.F. GREEN AIRPORT

WARWICK, RHODE ISLAND
RHODE ISLAND AIRPORT CORPORATION

Prime Consultant:

CIVIL & STRUCTURAL ENGINEERING:
PARSONS BRINCKERHOFF QUADE & DOUGLAS INC.
One State Street
Providence, RI 02908
Phone: (401)421-2601
Fax: (401)421-3286

Sub-Consultants:

ARCHITECTURE:
TAMS CONSULTANTS, INC., (TAMS)
38 Chauncy Street
Boston, MA 02111
Phone: (617) 482-4835

PARKING/FUNCTIONAL:
CARL WALKER, INC., (CWI)
10 Melrose Avenue, Suite 350
Cherry Hill, NJ 08003
Phone: (609) 216-1222

MECHANICAL:
WILKINSON ASSOCIATES, INC., (WAI)
615 Jefferson Boulevard
Warwick, RI 02886
Phone: (401) 737-6382

ELECTRICAL:
GASKELL ASSOCIATES, LTD., (GAL)
300 Post Road
Warwick, RI 02888
Phone: (401) 781-6696

SURVEY:
SAI SURVEYING CORPORATION, (SAI)
23 Narragansett Avenue
Jamestown, RI 02835
Phone: (401) 423-0653

Revisions:

No.	Date:	Description:
1	12/21/98	GENERAL REVISIONS

Key Plan:

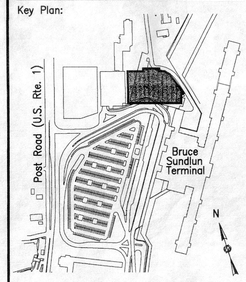

Date:	NOVEMBER 16, 1998
Scale:	1/16"=1'-0"
Drawn By:	BJD
Checked By:	CHB
Approved By:	CHB
Prepared By:	Parsons Brinckerhoff
RIAC Contract No:	9858

Project Title:
T.F. GREEN AIRPORT PARKING GARAGE

Drawing Title:
STRUCTURAL-GARAGE FLOOR PLAN LEVEL 4

Drawing Number:
S-8

Sheet : Of:

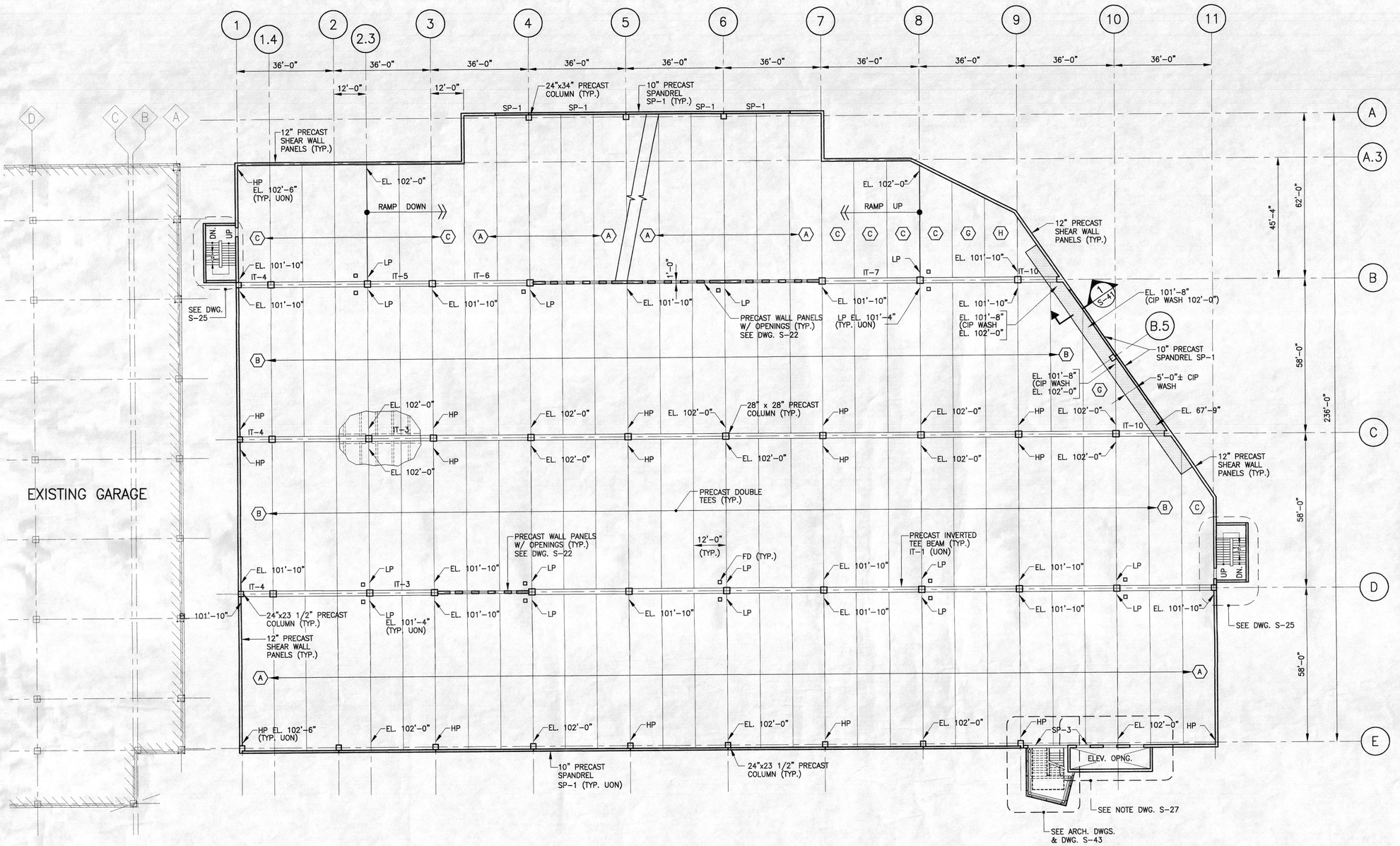

GILBANE BLDG. CO.
DEC 2 1 1998
GB CO. JOB NO: 2524

NOTE:

1. FOR TYPICAL FLOOR PLAN NOTES AND INFORMATION REFER TO DRAWING S-6.

16 0 16 32
1/16" = 1'-0"

CAMILLE H. BECHARA
No. 6944
REGISTERED PROFESSIONAL ENGINEER
(CIVIL/STRUCTURAL)
12/21/98

T.F. GREEN AIRPORT

WARWICK, RHODE ISLAND
RHODE ISLAND
AIRPORT CORPORATION

Prime Consultant:

CIVIL & STRUCTURAL ENGINEERING:

PARSONS BRINCKERHOFF QUADE & DOUGLAS INC.
One State Street
Providence, RI 02908
Phone: (401)421-2601
Fax: (401)421-3286

Sub-Consultants:

ARCHITECTURE:
TAMS CONSULTANTS, INC., (TAMS)
38 Chauncy Street
Boston, MA 02111
Phone: (617) 482-4835

PARKING/FUNCTIONAL:
CARL WALKER, INC., (CWI)
10 Melrose Avenue, Suite 350
Cherry Hill, NJ 08003
Phone: (609) 216-1222

MECHANICAL:
WILKINSON ASSOCIATES, INC., (WAI)
615 Jefferson Boulevard
Warwick, RI 02886
Phone: (401) 737-6382

ELECTRICAL:
GASKELL ASSOCIATES, LTD., (GAL)
300 Post Road
Warwick, RI 02888
Phone: (401) 781-6696

SURVEY:
SAI SURVEYING CORPORATION, (SAI)
23 Narragansett Avenue
Jamestown, RI 02835
Phone: (401) 423-0653

Revisions:

No.	Date:	Description:
1	12/21/98	GENERAL REVISIONS

Key Plan:

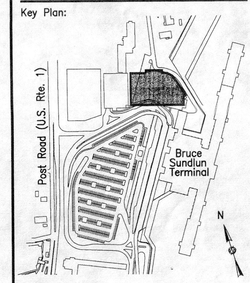

Date:	NOVEMBER 16, 1998
Scale:	1/16"=1'-0"
Drawn By:	BJD
Checked By:	CHB
Approved By:	CHB
Prepared By:	Parsons Brinckerhoff
RIAC Contract No:	9858

Project Title:
T.F. GREEN AIRPORT PARKING GARAGE

Drawing Title:
STRUCTURAL-GARAGE FLOOR PLAN LEVEL 5

Drawing Number:
S-9

Sheet : Of:

\\BOSC\CADD1\18689\STR\DWG\TFG-S009.DWG 11/13/98 13:30

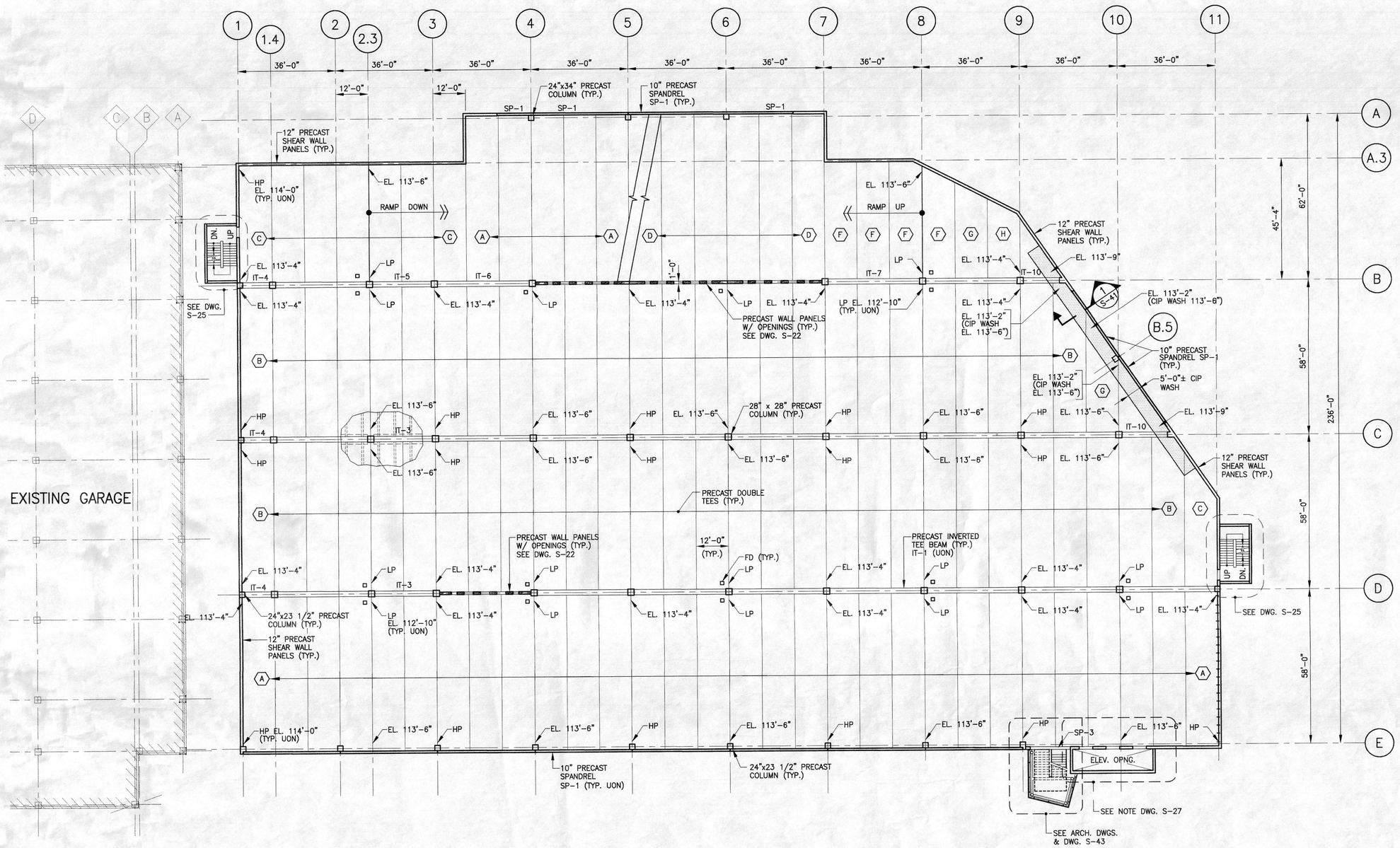

GILBANE BLDG. CO.
DEC 21 1998
GB CO. JOB NO: 2524

NOTE:

1. FOR TYPICAL FLOOR PLAN NOTES AND INFORMATION REFER TO DRAWING S-6.

16 0 16 32
1/16" = 1'-0"

CAMILLE H. BECHARA
No. 6944
REGISTERED PROFESSIONAL ENGINEER (STRUCTURAL)
12/21/98

\\BOSCV\CADD1\18689\STR\DWG\TFG-S010.DWG 12/18/98 09:53

T.F. GREEN AIRPORT

WARWICK, RHODE ISLAND
RHODE ISLAND
AIRPORT CORPORATION

Prime Consultant:

CIVIL & STRUCTURAL ENGINEERING:
PARSONS BRINCKERHOFF QUADE & DOUGLAS INC.
One State Street
Providence, RI 02908
Phone: (401)421-2601
Fax: (401)421-3286

Sub-Consultants:

ARCHITECTURE:
TAMS CONSULTANTS, INC., (TAMS)
38 Chauncy Street
Boston, MA 02111
Phone: (617) 482-4835

PARKING/FUNCTIONAL:
CARL WALKER, INC., (CWI)
10 Melrose Avenue, Suite 350
Cherry Hill, NJ 08003
Phone: (609) 216-1222

MECHANICAL:
WILKINSON ASSOCIATES, INC., (WAI)
615 Jefferson Boulevard
Warwick, RI 02886
Phone: (401) 737-6382

ELECTRICAL:
GASKELL ASSOCIATES, LTD., (GAL)
300 Post Road
Warwick, RI 02888
Phone: (401) 781-6696

SURVEY:
SAI SURVEYING CORPORATION, (SAI)
23 Narragansett Avenue
Jamestown, RI 02835
Phone: (401) 423-0653

Revisions:

No.	Date:	Description:
1	12/21/98	GENERAL REVISIONS

Key Plan:

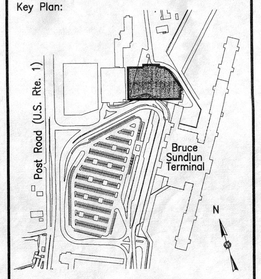

Date:	NOVEMBER 16, 1998
Scale:	1/16"=1'-0"
Drawn By:	BJD
Checked By:	CHB
Approved By:	CHB
Prepared By:	Parsons Brinckerhoff
RIAC Contract No:	9858

Project Title:
T.F. GREEN AIRPORT PARKING GARAGE

Drawing Title:
STRUCTURAL-GARAGE FLOOR PLAN LEVEL 6

Drawing Number:
S-10

Sheet : Of:

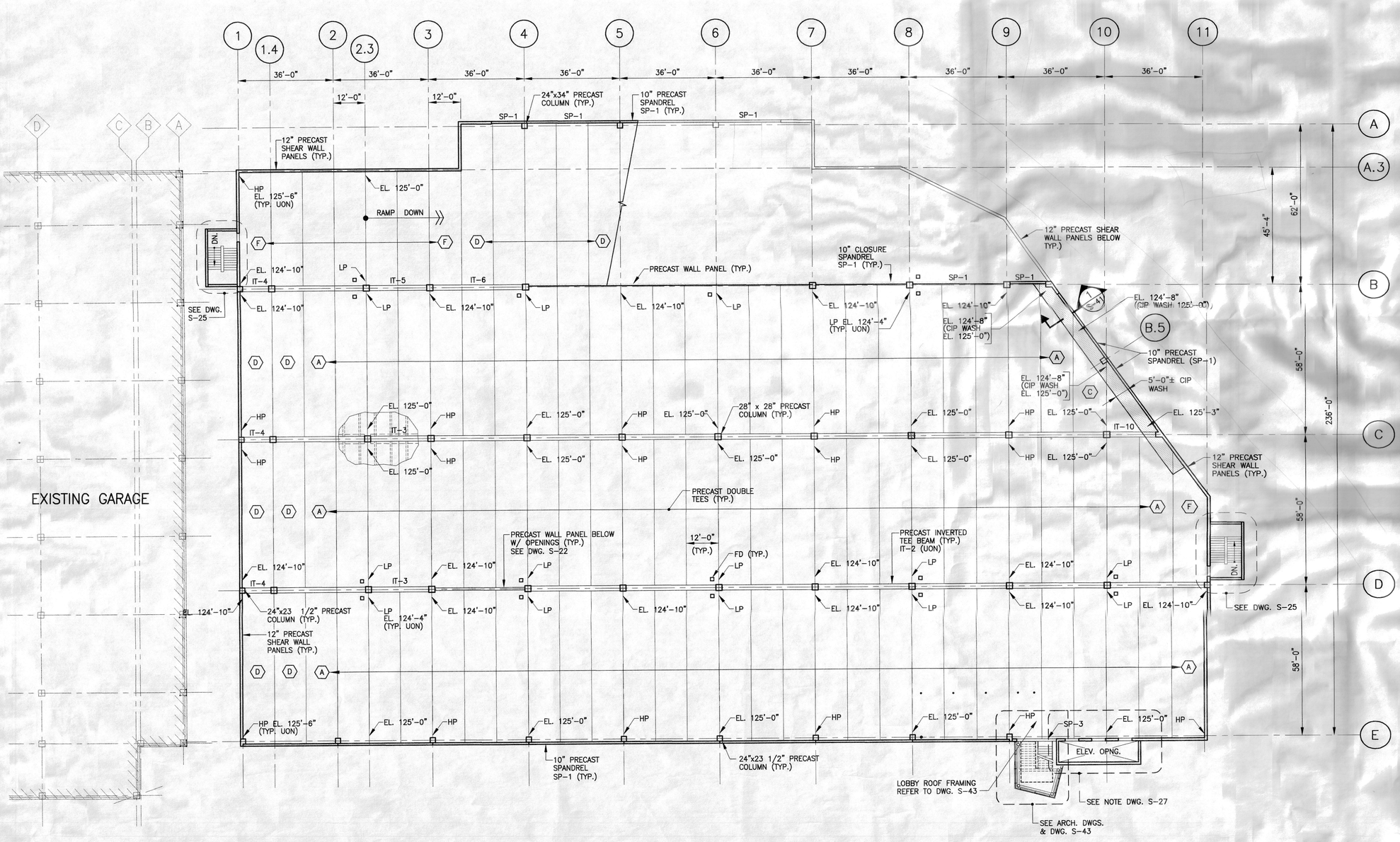

NOTE:

1. FOR TYPICAL FLOOR PLAN NOTES AND INFORMATION REFER TO DRAWING S-6.

1/16" = 1'-0"

GILBANE BLDG. CO.
DEC 21 1998
GB.CO. JOB NO: 2524

CAMILLE H. BECHARA
No. 6944
REGISTERED PROFESSIONAL ENGINEER
12/21/98

T.F. GREEN AIRPORT

WARWICK, RHODE ISLAND
RHODE ISLAND AIRPORT CORPORATION

Prime Consultant:
CIVIL & STRUCTURAL ENGINEERING:
PARSONS BRINCKERHOFF QUADE & DOUGLAS INC.
One State Street
Providence, RI 02908
Phone: (401)421-2601
Fax: (401)421-3286

Sub-Consultants:
ARCHITECTURE:
TAMS CONSULTANTS, INC., (TAMS)
38 Chauncy Street
Boston, MA 02111
Phone: (617) 482-4835

PARKING/FUNCTIONAL:
CARL WALKER, INC., (CWI)
10 Melrose Avenue, Suite 350
Cherry Hill, NJ 08003
Phone: (609) 216-1222

MECHANICAL:
WILKINSON ASSOCIATES, INC., (WAI)
615 Jefferson Boulevard
Warwick, RI 02886
Phone: (401) 737-6382

ELECTRICAL:
GASKELL ASSOCIATES, LTD., (GAL)
300 Post Road
Warwick, RI 02888
Phone: (401) 781-6696

SURVEY:
SAI SURVEYING CORPORATION, (SAI)
23 Narragansett Avenue
Jamestown, RI 02835
Phone: (401) 423-0653

Revisions:

No.	Date:	Description:
1	12/21/98	GENERAL REVISIONS

Key Plan:

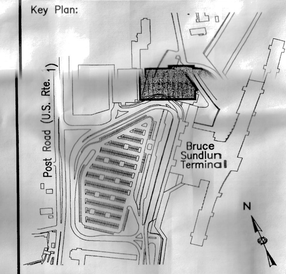

Date:	NOVEMBER 16, 1998
Scale:	1/16"=1'-0"
Drawn By:	BJD
Checked By:	CHB
Approved By:	CHB
Prepared By:	Parsons Brinckerhoff
RIAC Contract No:	9858

Project Title:
T.F. GREEN AIRPORT PARKING GARAGE

Drawing Title:
STRUCTURAL-GARAGE FLOOR PLAN LEVEL 7

Drawing Number:
S-11

Sheet : Of:

\\BOS\CADD1\18689\STR\DWG\TFG_S011.DWG 12/17/98 15:49

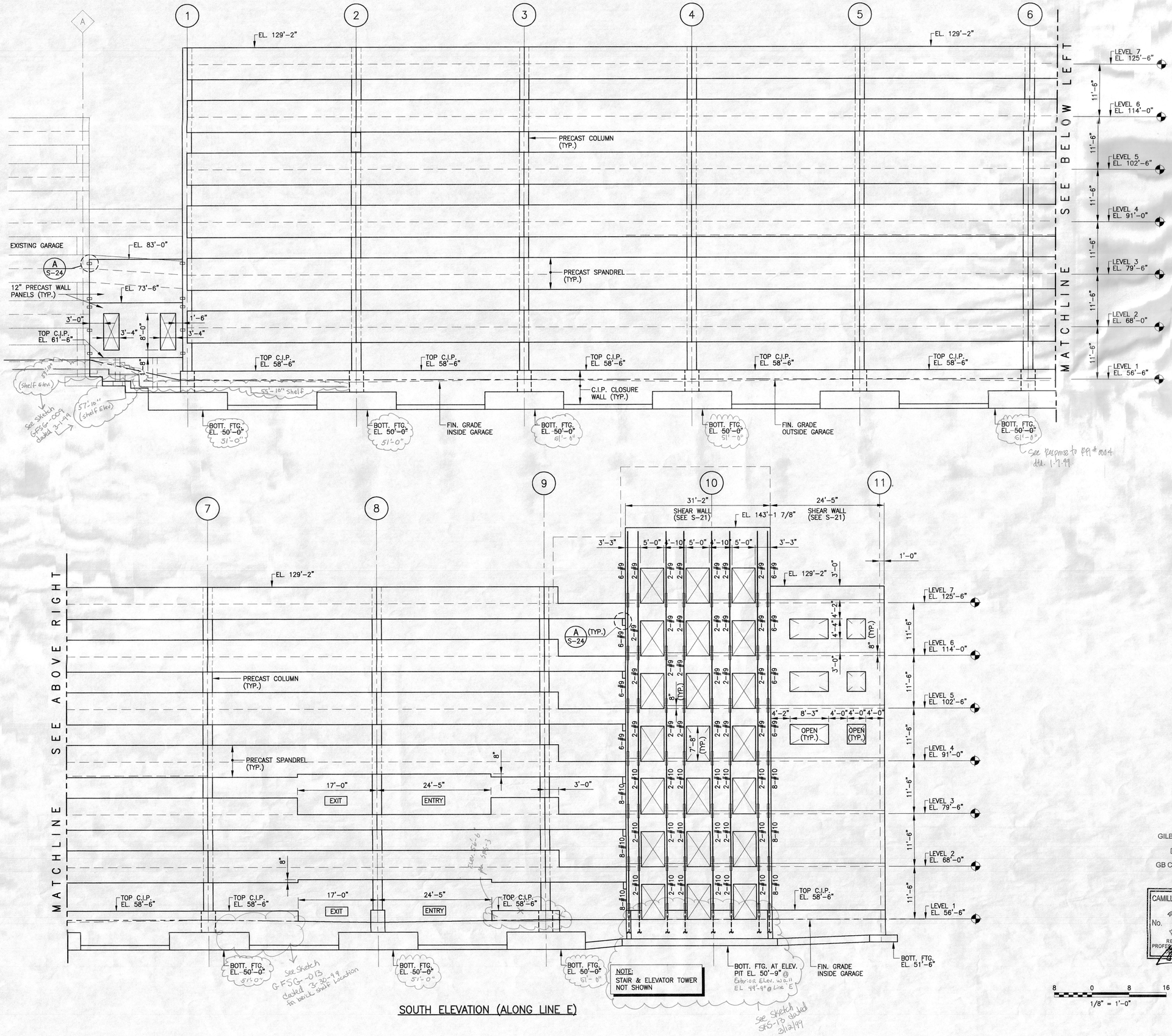

GILBANE BLDG. CO.
DEC 2 1 1998
GB CO. JOB NO: 2524

CAMILLE H. BECHARA
No. 6944
REGISTERED PROFESSIONAL ENGINEER
12/21/98

T.F. GREEN AIRPORT

WARWICK, RHODE ISLAND
RHODE ISLAND AIRPORT CORPORATION

Prime Consultant:
CIVIL & STRUCTURAL ENGINEERING:
PARSONS BRINCKERHOFF QUADE & DOUGLAS INC.
One State Street
Providence, RI 02908
Phone: (401)421-2601
Fax: (401)421-3286

Sub-Consultants:

ARCHITECTURE:
TAMS CONSULTANTS, INC., (TAMS)
38 Chauncy Street
Boston, MA 02111
Phone: (617) 482-4835

PARKING/FUNCTIONAL:
CARL WALKER, INC., (CWI)
10 Melrose Avenue, Suite 350
Cherry Hill, NJ 08003
Phone: (609) 216-1222

MECHANICAL:
WILKINSON ASSOCIATES, INC., (WAI)
615 Jefferson Boulevard
Warwick, RI 02886
Phone: (401) 737-6382

ELECTRICAL:
GASKELL ASSOCIATES, LTD., (GAL)
300 Post Road
Warwick, RI 02888
Phone: (401) 781-6696

SURVEY:
SAI SURVEYING CORPORATION, (SAI)
23 Narragansett Avenue
Jamestown, RI 02835
Phone: (401) 423-0653

Revisions:

No.	Date:	Description:
1	12/21/98	GENERAL REVISIONS

Key Plan:

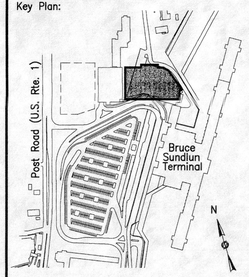

Date:	NOVEMBER 16, 1998
Scale:	1/8"=1'-0"
Drawn By:	BJD
Checked By:	CHB
Approved By:	CHB
Prepared By:	Parsons Brinckerhoff
RIAC Contract No:	9858

Project Title:
T.F. GREEN AIRPORT PARKING GARAGE

Drawing Title:
STRUCTURAL-GARAGE SOUTH ELEVATION

Drawing Number:
S-12

Sheet : Of:

\\BOSC\CADD1\18689\STR\DWG\TFG-S01215.DWG 12/17/98 15:56

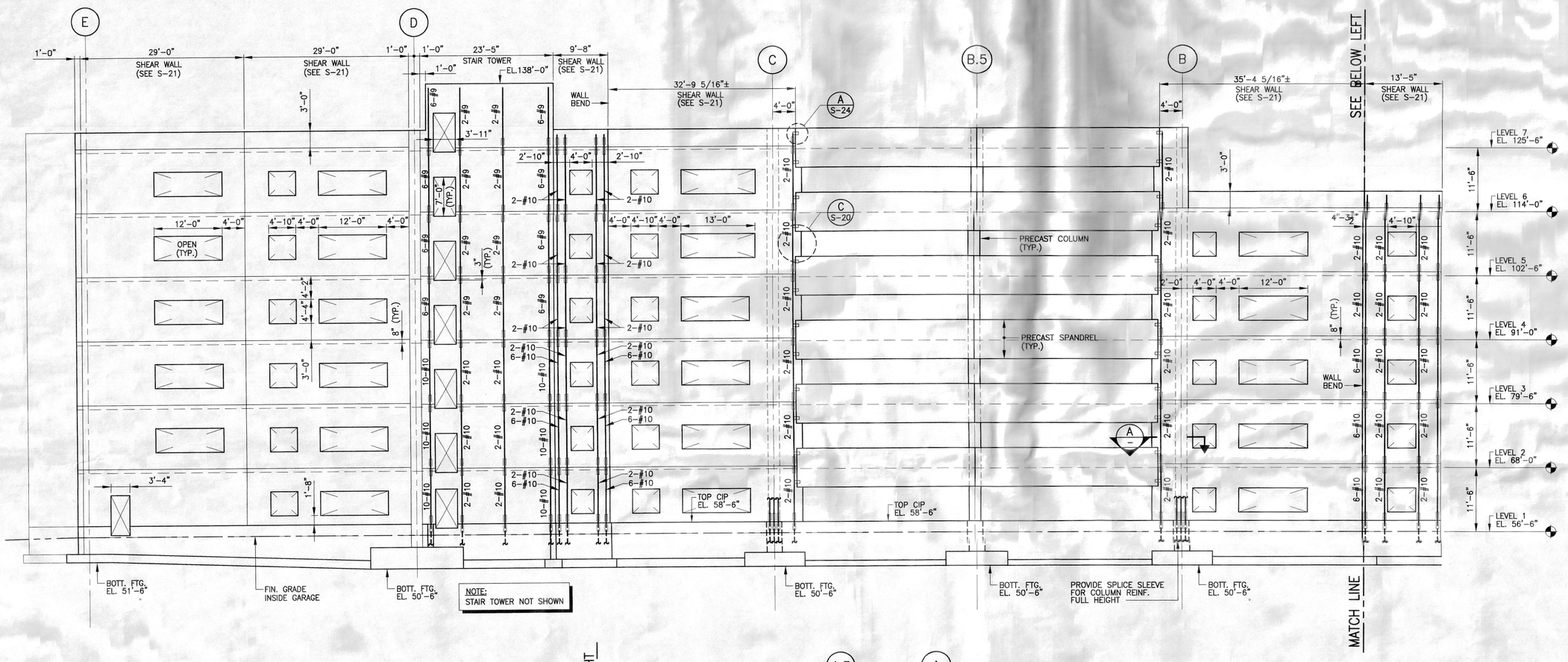

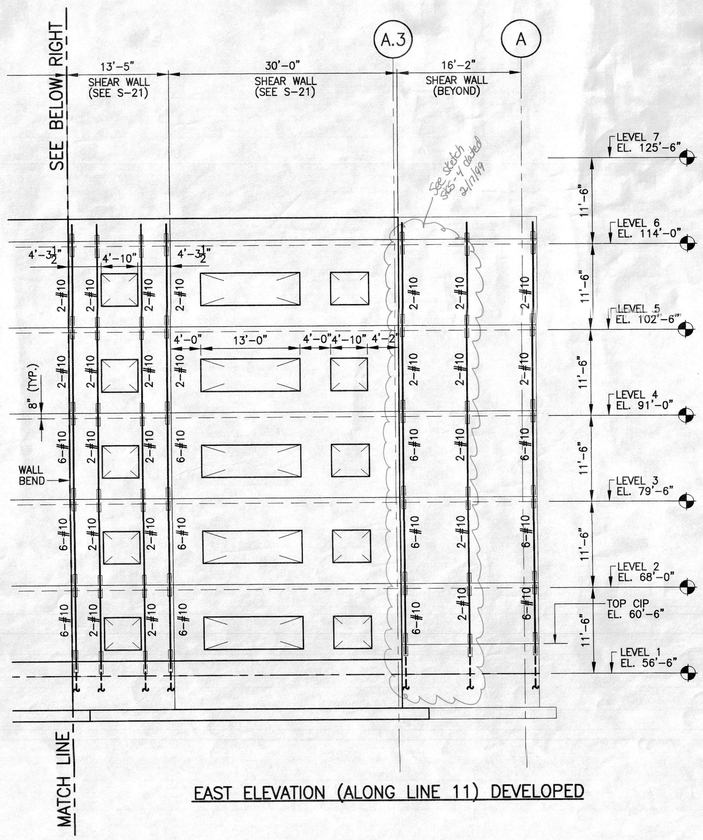

EAST ELEVATION (ALONG LINE 11) DEVELOPED

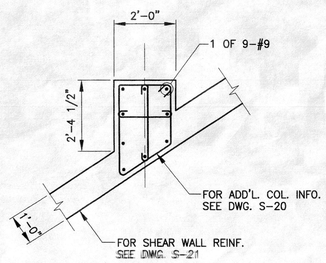

SECTION
SCALE: 1/2"=1'-0" (A)

8 0 8 16
1/8" = 1'-0"

GILBANE BLDG. CO.
DEC 21 1998
GB CO. JOB NO: 2524

CAMILLE H. BECHARA
No. 6944
REGISTERED PROFESSIONAL ENGINEER
STRUCTURAL
12/21/98

T.F. GREEN AIRPORT

WARWICK, RHODE ISLAND
RHODE ISLAND
AIRPORT CORPORATION

Prime Consultant:
CIVIL & STRUCTURAL ENGINEERING:
PARSONS BRINCKERHOFF QUADE & DOUGLAS INC.
One State Street
Providence, RI 02908
Phone: (401)421-2601
Fax: (401)421-3286

Sub-Consultants:

ARCHITECTURE:
TAMS CONSULTANTS, INC., (TAMS)
38 Chauncy Street
Boston, MA 02111
Phone: (617) 482-4835

PARKING/FUNCTIONAL:
CARL WALKER, INC., (CWI)
10 Melrose Avenue, Suite 350
Cherry Hill, NJ 08003
Phone: (609) 216-1222

MECHANICAL:
WILKINSON ASSOCIATES, INC., (WAI)
615 Jefferson Boulevard
Warwick, RI 02886
Phone: (401) 737-6382

ELECTRICAL:
GASKELL ASSOCIATES, LTD., (GAL)
300 Post Road
Warwick, RI 02888
Phone: (401) 781-6696

SURVEY:
SAI SURVEYING CORPORATION, (SAI)
23 Narragansett Avenue
Jamestown, RI 02835
Phone: (401) 423-0653

Revisions:

No.	Date:	Description:
1	12/21/98	GENERAL REVISIONS

Key Plan:

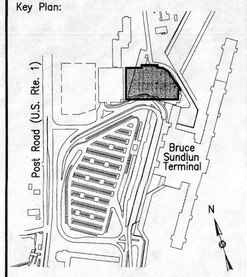

Date:	NOVEMBER 16, 1998
Scale:	1/8"=1'-0"
Drawn By:	BJD
Checked By:	CHB
Approved By:	CHB
Prepared By:	Parsons Brinckerhoff
RIAC Contract No:	9858

Project Title:
T.F. GREEN AIRPORT PARKING GARAGE

Drawing Title:
STRUCTURAL-GARAGE EAST ELEVATION

Drawing Number:
S-13

Sheet : Of:

\\BOSC\CADD\1\8689\STR\DWG\ELEVS.DWG 11/05/98 15:01

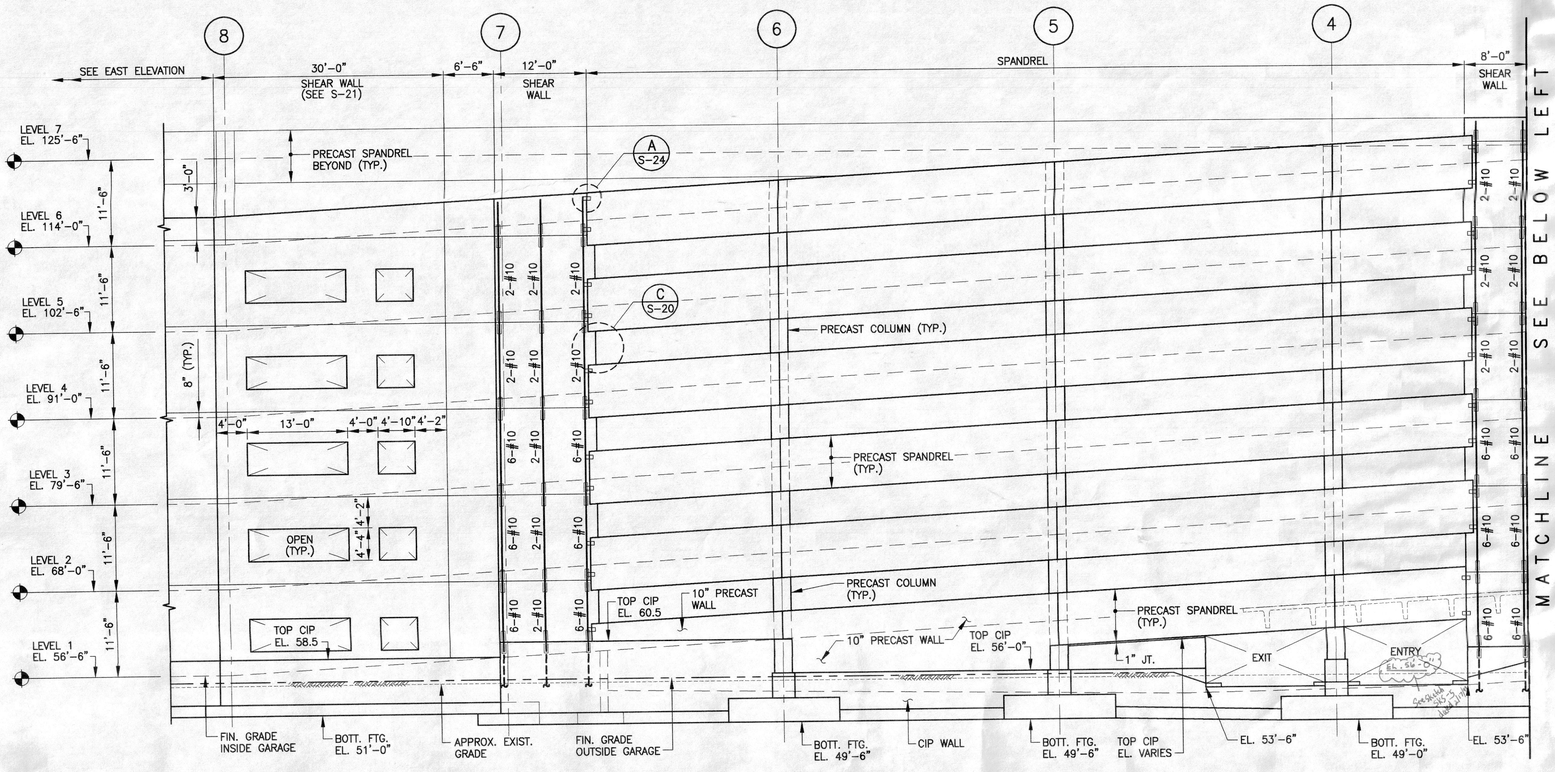

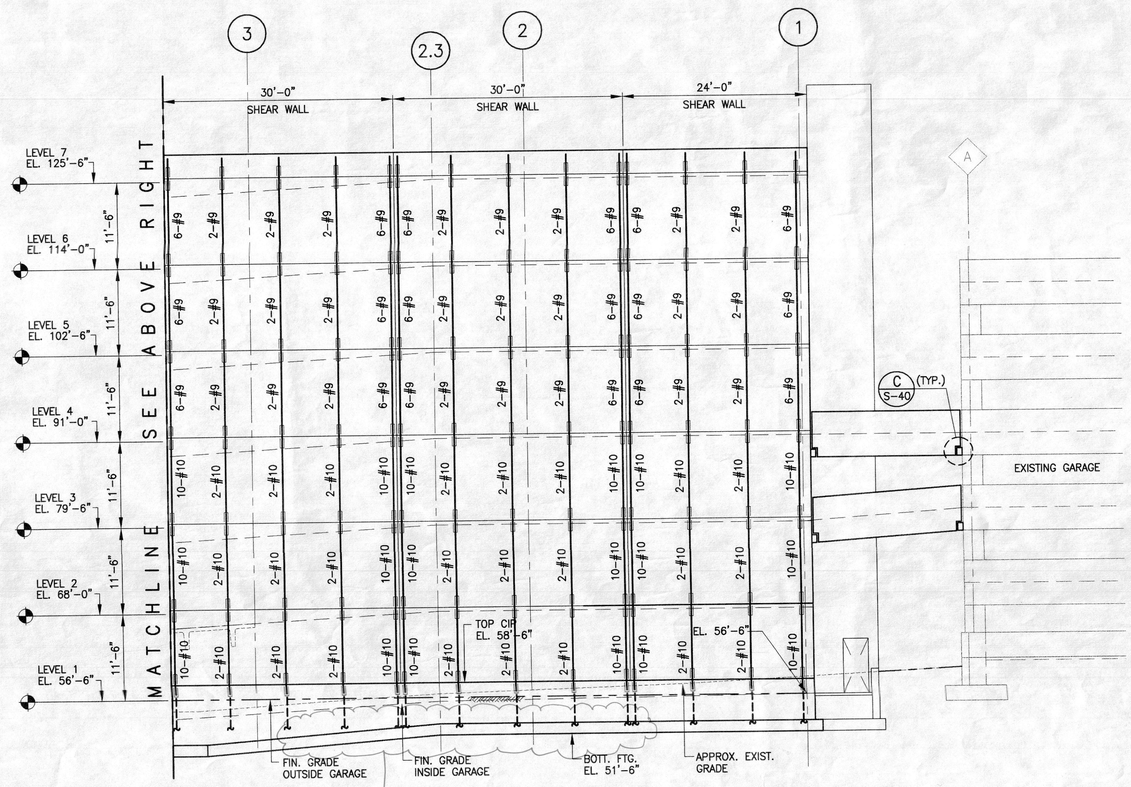

NORTH ELEVATION (ALONG LINE A)

See RFI#0033 dated 3/16/99 & Sketch SKS-15 dated 3/19/99

GILBANE BLDG. CO.
DEC 21 1998
GB CO. JOB NO: 2524

CAMILLE H. BECHARA
No. 6944
REGISTERED PROFESSIONAL ENGINEER (STRUCTURAL)
12/21/98

8 0 8 16
1/8" = 1'-0"

T.F. GREEN AIRPORT

WARWICK, RHODE ISLAND
RHODE ISLAND
AIRPORT CORPORATION

Prime Consultant:
CIVIL & STRUCTURAL ENGINEERING:
PARSONS BRINCKERHOFF QUADE & DOUGLAS INC.
One State Street
Providence, RI 02908
Phone: (401)421-2601
Fax: (401)421-3286

Sub-Consultants:

ARCHITECTURE:
TAMS CONSULTANTS, INC., (TAMS)
38 Chauncy Street
Boston, MA 02111
Phone: (617) 482-4835

PARKING/FUNCTIONAL:
CARL WALKER, INC., (CWI)
10 Melrose Avenue, Suite 350
Cherry Hill, NJ 08003
Phone: (609) 216-1222

MECHANICAL:
WILKINSON ASSOCIATES, INC., (WAI)
615 Jefferson Boulevard
Warwick, RI 02886
Phone: (401) 737-6382

ELECTRICAL:
GASKELL ASSOCIATES, LTD., (GAL)
300 Post Road
Warwick, RI 02888
Phone: (401) 781-6696

SURVEY:
SAI SURVEYING CORPORATION, (SAI)
23 Narragansett Avenue
Jamestown, RI 02835
Phone: (401) 423-0653

Revisions:

No.	Date:	Description:
1	12/21/98	GENERAL REVISIONS

Key Plan:

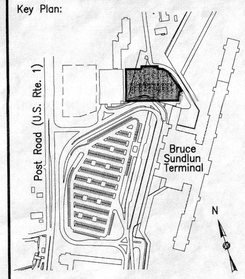

Date:	NOVEMBER 16, 1998
Scale:	1/8"=1'-0"
Drawn By:	BJD
Checked By:	CHB
Approved By:	CHB
Prepared By:	Parsons Brinckerhoff
RIAC Contract No:	9858

Project Title:
T.F. GREEN AIRPORT PARKING GARAGE

Drawing Title:
STRUCTURAL-GARAGE NORTH ELEVATION

Drawing Number:
S-14

Sheet : Of:

\\BOSC\CADD1\18683\STR\DWG\ELEVS.DWG 11/05/98 15:01

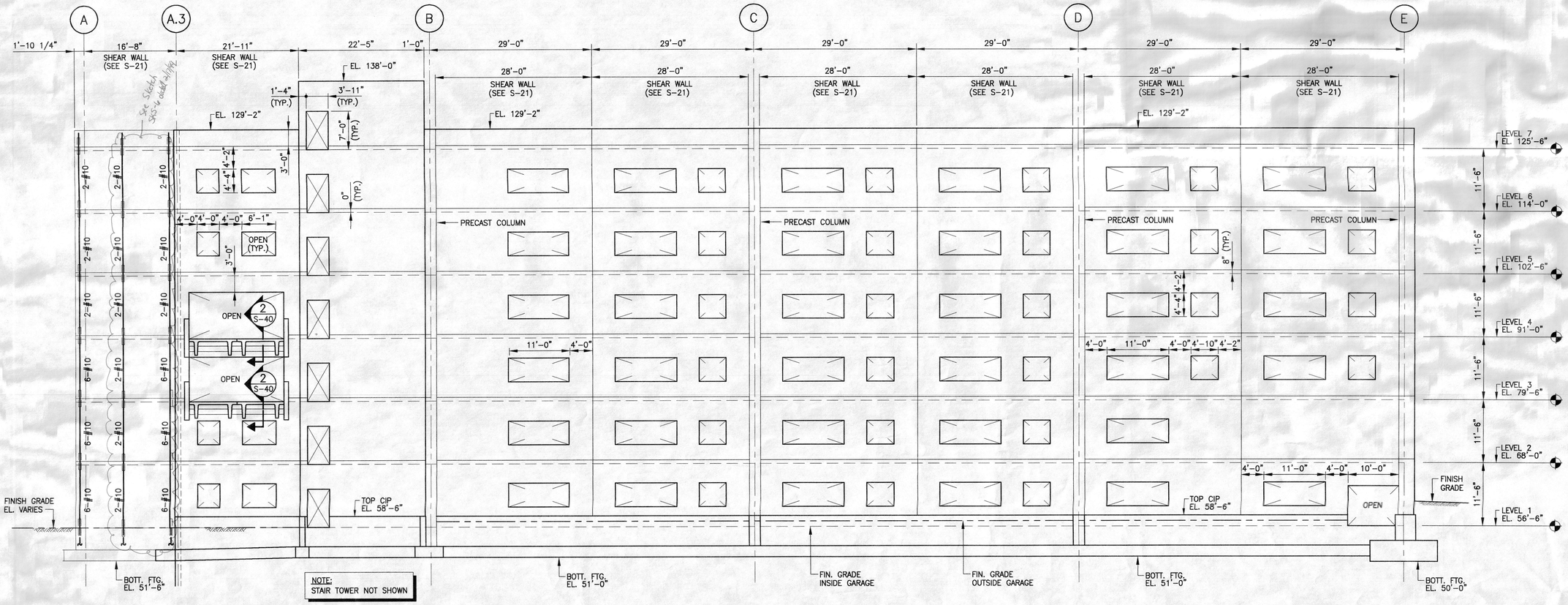

WEST ELEVATION (ALONG LINE 1)

GILBANE BLDG. CO.
DEC 21 1998
GB CO. JOB NO: 2524

CAMILLE H. BECHARA
No. 6944
REGISTERED PROFESSIONAL ENGINEER (STRUCTURAL)

8 0 8 16
1/8" = 1'-0"

\\BOS\CADD1\18689\STR\DWG\ELEV5.DWG 11/05/98 15:01

T.F. GREEN AIRPORT

WARWICK, RHODE ISLAND
RHODE ISLAND AIRPORT CORPORATION

Prime Consultant:

CIVIL & STRUCTURAL ENGINEERING:
PARSONS BRINCKERHOFF QUADE & DOUGLAS INC.
One State Street
Providence, RI 02908
Phone: (401)421-2601
Fax: (401)421-3286

Sub-Consultants:

ARCHITECTURE:
TAMS CONSULTANTS, INC., (TAMS)
38 Chauncy Street
Boston, MA 02111
Phone: (617) 482-4835

PARKING/FUNCTIONAL:
CARL WALKER, INC., (CWI)
10 Melrose Avenue, Suite 350
Cherry Hill, NJ 08003
Phone: (609) 216-1222

MECHANICAL:
WILKINSON ASSOCIATES, INC., (WAI)
615 Jefferson Boulevard
Warwick, RI 02886
Phone: (401) 737-6382

ELECTRICAL:
GASKELL ASSOCIATES, LTD., (GAL)
300 Post Road
Warwick, RI 02888
Phone: (401) 781-6696

SURVEY:
SAI SURVEYING CORPORATION, (SAI)
23 Narragansett Avenue
Jamestown, RI 02835
Phone: (401) 423-0653

Revisions:

No.	Date:	Description:
1	12/21/98	GENERAL REVISIONS

Key Plan:

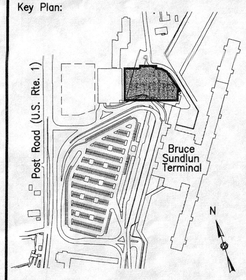

Date:	NOVEMBER 16, 1998
Scale:	1/8"=1'-0"
Drawn By:	BJD
Checked By:	CHB
Approved By:	CHB
Prepared By:	Parsons Brinckerhoff
RIAC Contract No:	9858

Project Title:
T.F. GREEN AIRPORT PARKING GARAGE

Drawing Title:
STRUCTURAL-GARAGE WEST ELEVATION

Drawing Number:
S-15

Sheet : Of:

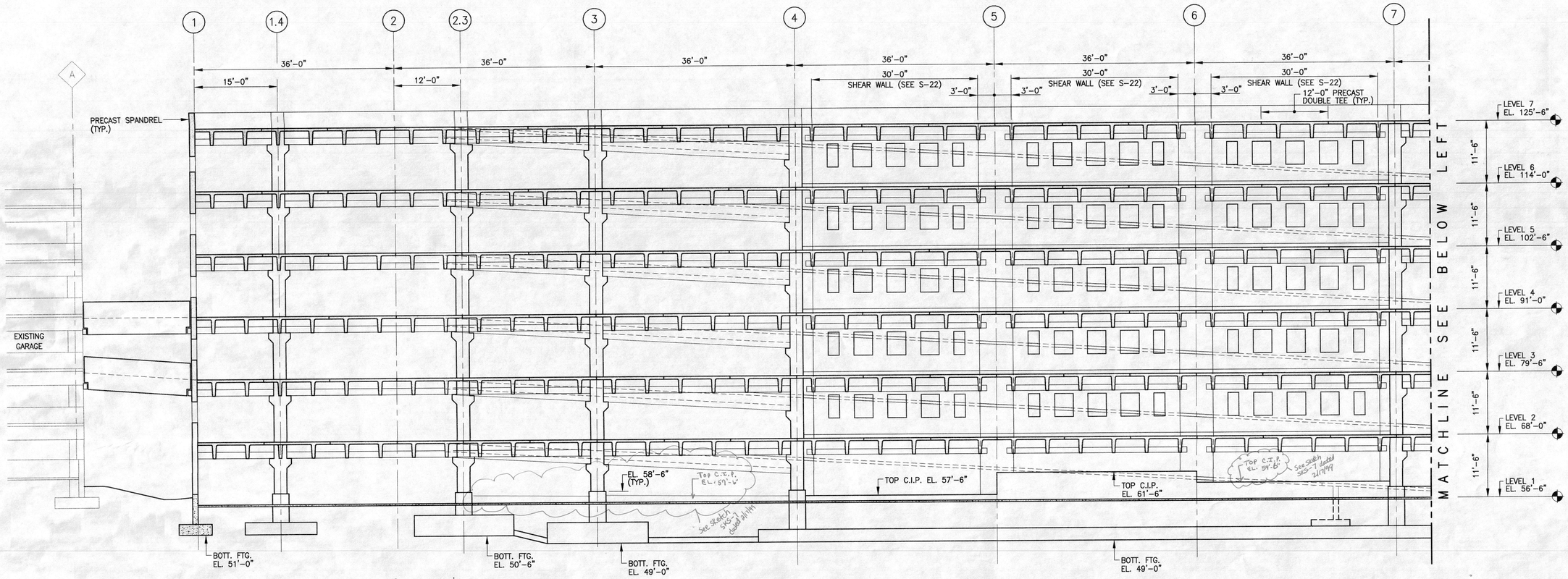

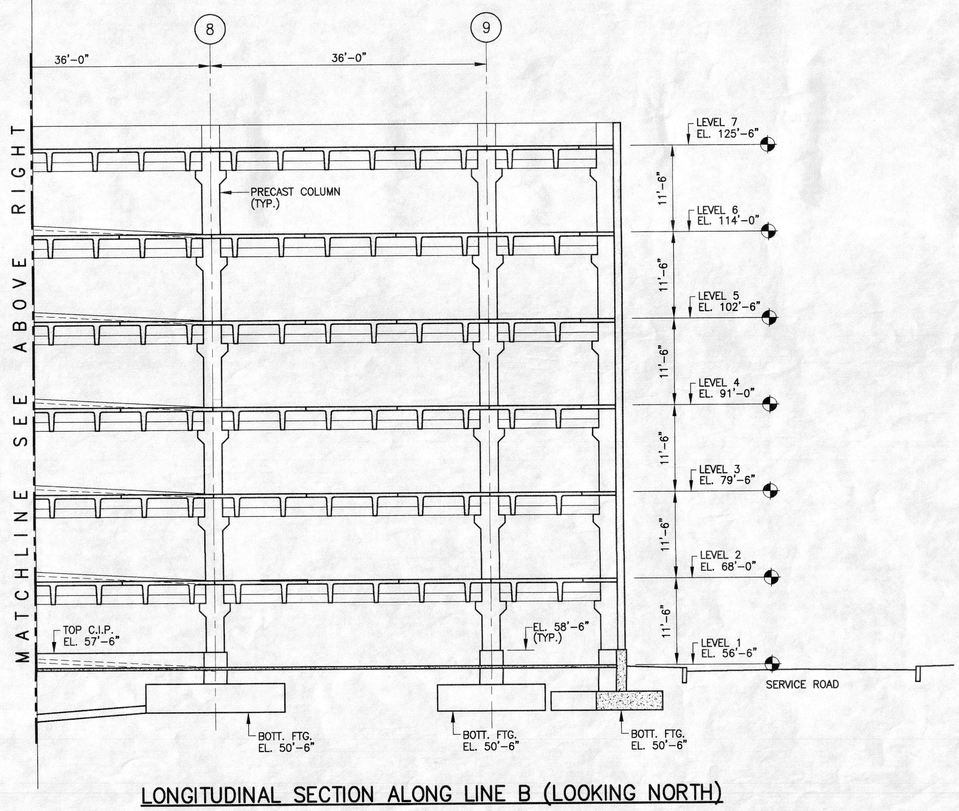

LONGITUDINAL SECTION ALONG LINE B (LOOKING NORTH)

SECTION (A) — S-4 TO S-11

GILBANE BLDG. CO.
DEC 21 1998
GB CO. JOB NO: 2524

CAMILLE H. BECHARA
No. 6944
REGISTERED PROFESSIONAL ENGINEER
(STRUCTURAL)
12/21/98

8 0 8 16
1/8" = 1'-0"

T.F. GREEN AIRPORT

WARWICK, RHODE ISLAND
RHODE ISLAND AIRPORT CORPORATION

Prime Consultant:
CIVIL & STRUCTURAL ENGINEERING:
PARSONS BRINCKERHOFF QUADE & DOUGLAS INC.
One State Street
Providence, RI 02908
Phone: (401)421-2601
Fax: (401)421-3286

Sub-Consultants:

ARCHITECTURE:
TAMS CONSULTANTS, INC., (TAMS)
38 Chauncy Street
Boston, MA 02111
Phone: (617) 482-4835

PARKING/FUNCTIONAL:
CARL WALKER, INC., (CWI)
10 Melrose Avenue, Suite 350
Cherry Hill, NJ 08003
Phone: (609) 216-1222

MECHANICAL:
WILKINSON ASSOCIATES, INC., (WAI)
615 Jefferson Boulevard
Warwick, RI 02886
Phone: (401) 737-6382

ELECTRICAL:
GASKELL ASSOCIATES, LTD., (GAL)
300 Post Road
Warwick, RI 02888
Phone: (401) 781-6696

SURVEY:
SAI SURVEYING CORPORATION, (SAI)
23 Narragansett Avenue
Jamestown, RI 02835
Phone: (401) 423-0653

Revisions:

No.	Date:	Description:
1	12/21/98	GENERAL REVISIONS

Key Plan:

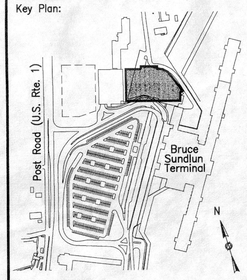

Date:	NOVEMBER 16, 1998
Scale:	1/8"=1'-0"
Drawn By:	BJD
Checked By:	CHB
Approved By:	CHB
Prepared By:	Parsons Brinckerhoff
RIAC Contract No:	9858

Project Title:
T.F. GREEN AIRPORT PARKING GARAGE

Drawing Title:
STRUCTURAL-GARAGE TYPICAL LONGITUDINAL SECTION

Drawing Number:
S-16

Sheet : Of:

\\BOSC\CADD\18689\STR\DWG\TFG-S01617.DWG 12/17/98 15:59

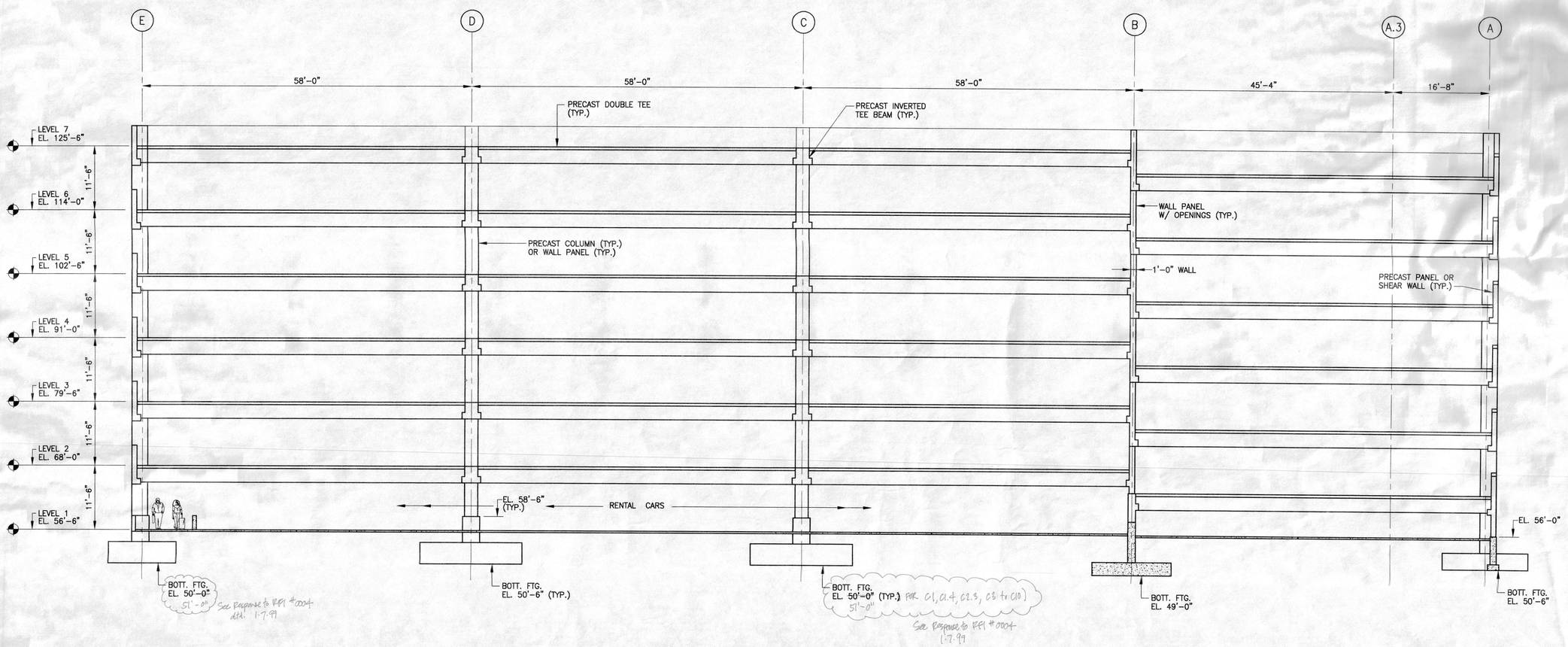

CROSS SECTION ALONG LINE 5 (LOOKING WEST)

SECTION B S-4 TO S-11

GILBANE BLDG. CO.
DEC 21 1998
GB CO. JOB NO: 2524

CAMILLE H. BECHARA
No. 6944
REGISTERED PROFESSIONAL ENGINEER
STRUCTURAL
12/21/98

8 0 8 16
1/8" = 1'-0"

T.F. GREEN AIRPORT

WARWICK, RHODE ISLAND
RHODE ISLAND AIRPORT CORPORATION

Prime Consultant:

CIVIL & STRUCTURAL ENGINEERING:
PARSONS BRINCKERHOFF QUADE & DOUGLAS INC.
One State Street
Providence, RI 02908
Phone: (401)421-2601
Fax: (401)421-3286

Sub-Consultants:

ARCHITECTURE:
TAMS CONSULTANTS, INC., (TAMS)
38 Chauncy Street
Boston, MA 02111
Phone: (617) 482-4835

PARKING/FUNCTIONAL:
CARL WALKER, INC., (CWI)
10 Melrose Avenue, Suite 350
Cherry Hill, NJ 08003
Phone: (609) 216-1222

MECHANICAL:
WILKINSON ASSOCIATES, INC., (WAI)
615 Jefferson Boulevard
Warwick, RI 02886
Phone: (401) 737-6382

ELECTRICAL:
GASKELL ASSOCIATES, LTD., (GAL)
300 Post Road
Warwick, RI 02888
Phone: (401) 781-6696

SURVEY:
SAI SURVEYING CORPORATION, (SAI)
23 Narragansett Avenue
Jamestown, RI 02835
Phone: (401) 423-0653

Revisions:

No.	Date:	Description:
1	12/21/98	GENERAL REVISIONS

Key Plan:

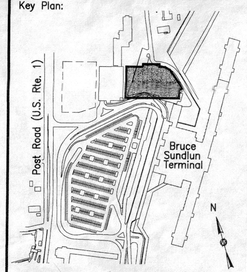

Date:	NOVEMBER 16, 1998
Scale:	1/16"=1'-0"
Drawn By:	BJD
Checked By:	CHB
Approved By:	CHB
Prepared By:	Parsons Brinckerhoff
RIAC Contract No:	9858

Project Title:
T.F. GREEN AIRPORT PARKING GARAGE

Drawing Title:
STRUCTURAL-GARAGE TYPICAL CROSS SECTION

Drawing Number:
S-17

Sheet : Of:

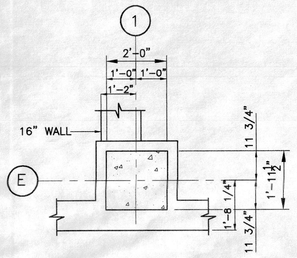

PIER PLAN TYPE 1
SCALE: 1/2"=1'-0"

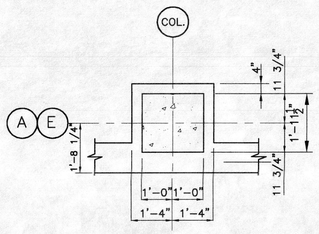

PIER PLAN TYPE 2 (TYP.)
SCALE: 1/2"=1'-0"

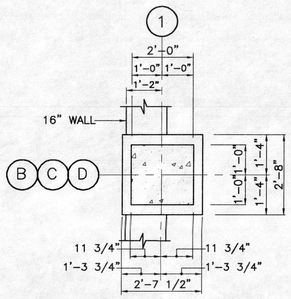

PIER PLAN TYPE 3
SCALE: 1/2"=1'-0"

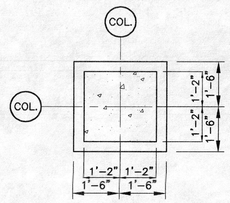

PIER PLAN TYPE 4
SCALE: 1/2"=1'-0"

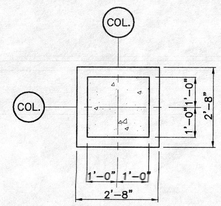

AT BRIDGE

PIER PLAN TYPE 5
SCALE: 1/2"=1'-0"

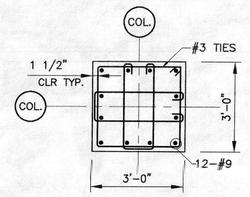

AT PIER TYPE #4

SECTION A S-18
SCALE: 1/2"=1'-0"

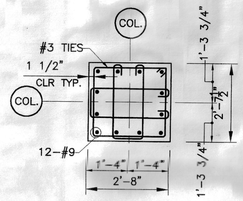

AT PIER TYPE #1, #2, #3 & #5

SECTION B S-18
SCALE: 1/2"=1'-0"

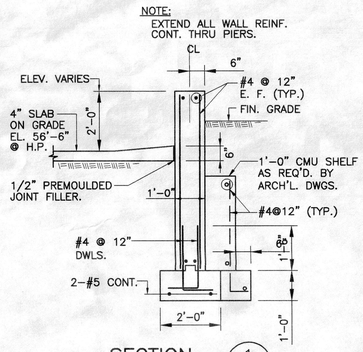

SECTION 1 S-4
SCALE: 1/2"=1'-0"

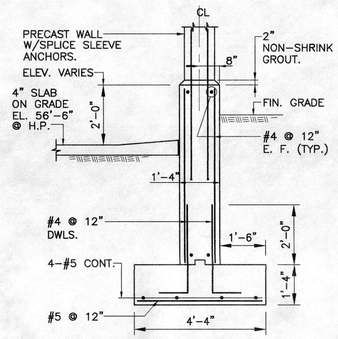

SECTION 2 S-4
SCALE: 1/2"=1'-0"

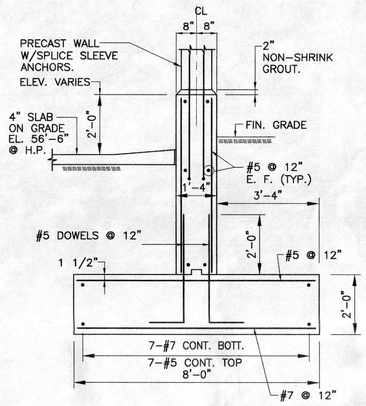

SECTION 3 S-4
SCALE: 1/2"=1'-0"

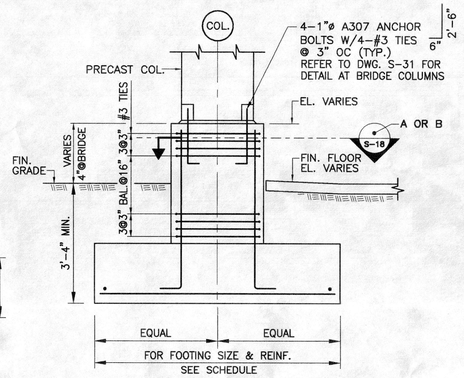

SECTION 4 S-4
SCALE: 1/2"=1'-0"

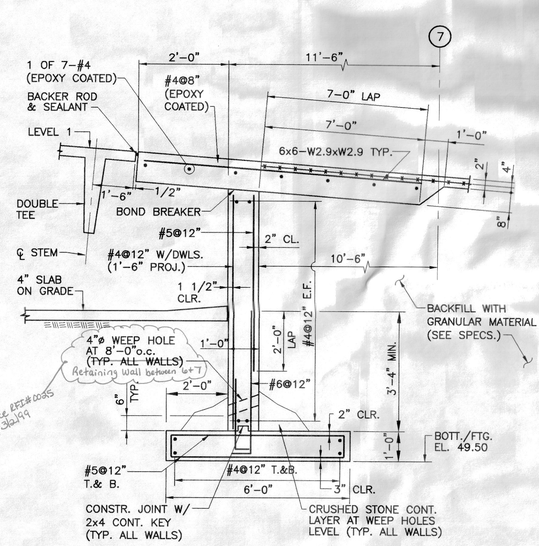

SECTION 5 S-4
SCALE: 1/2"=1'-0"

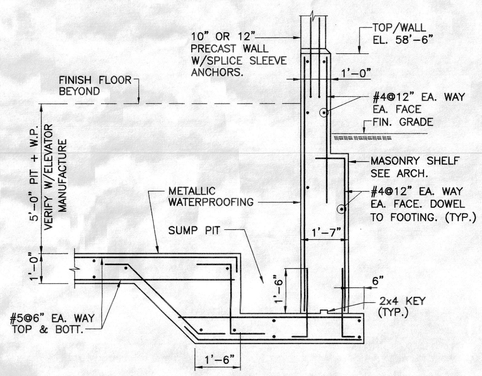

ELEVATOR PIT DETAIL

SECTION 6 S-4
SCALE: 1/2"=1'-0"

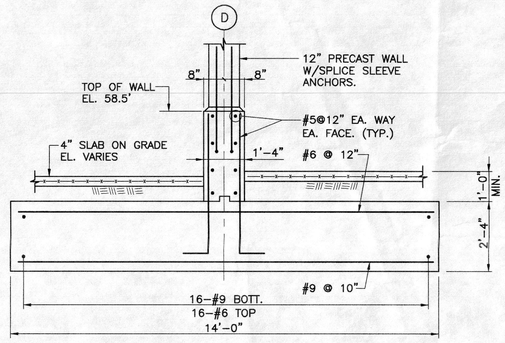

SECTION 7 S-4
SCALE: 1/2"=1'-0"

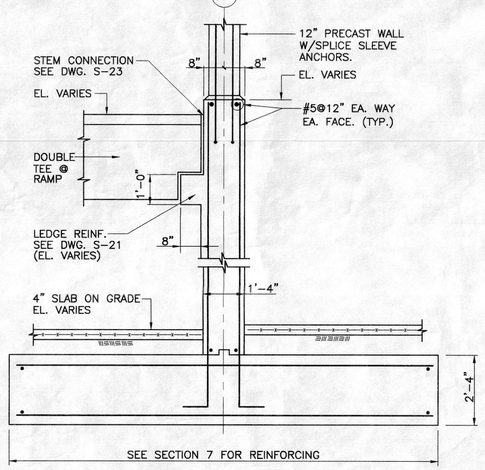

SECTION 8 S-4
SCALE: 1/2"=1'-0"

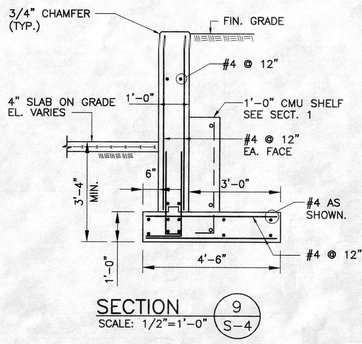

SECTION 9 S-4
SCALE: 1/2"=1'-0"

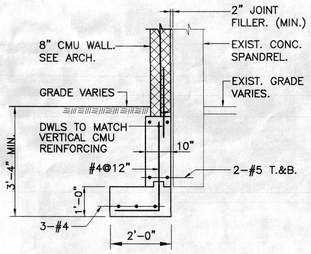

SECTION 10 S-4
SCALE: 1/2"=1'-0"

FOOTING SCHEDULE

FOOTING TYPE	FOOTING SIZE	REINFORCEMENT
F1	18'-0"x18'-0"x3'-10" DP.	24-#10 EA. WAY BOTT.
F2	14'-6"x14'-6"x3'-2" DP.	16-#10 EA. WAY BOTT.
F3	10'-6"x10'-6"x2'-6" DP.	12-#9 EA. WAY BOTT.
F4	9'-6"x9'-6"x2'-4" DP.	12-#8 EA. WAY BOTT.
F5	14'-0"x16'-6"x3'-6" DP.	17-#10x16'-0"LG. BOTT. 20-#10x13'-6"LG. BOTT.
F6	12'-0"x18'-0"x3'-10" DP.	20-#9x17'-6"LG. BOTT. 30-#9x11'-6"LG. BOTT.
F7	7'-6"x7'-6"x2'-0" DP.	9-#8 EA. WAY BOTT.
F8	4'-0"x4'-0"x1'-2" DP.	8-#4 EA. WAY BOTT.
F9	4'-6"x3-0"x1'-2" DP.	5-#5 EA. WAY TOP 5-#5 EA. WAY BOTT.
F10	10'-0"x6'-6"x2'-0" DP.	9-#8 EA. WAY BOTT.

GILBANE BLDG. CO.
DEC 2 1 1998
GB CO. JOB NO: 2524

CAMILLE H. BECHARA
No. 6944
REGISTERED
PROFESSIONAL ENGINEER
(STATE OF RI)
12/21/98

T.F. GREEN AIRPORT

WARWICK, RHODE ISLAND
RHODE ISLAND
AIRPORT CORPORATION

Prime Consultant:
CIVIL & STRUCTURAL ENGINEERING:
PARSONS BRINCKERHOFF QUADE & DOUGLAS INC.
One State Street
Providence, RI 02908
Phone: (401)421-2601
Fax: (401)421-3286

Sub-Consultants:

ARCHITECTURE:
TAMS CONSULTANTS, INC., (TAMS)
38 Chauncy Street
Boston, MA 02111
Phone: (617) 482-4835

PARKING/FUNCTIONAL:
CARL WALKER, INC., (CWI)
10 Melrose Avenue, Suite 350
Cherry Hill, NJ 08003
Phone: (609) 216-1222

MECHANICAL:
WILKINSON ASSOCIATES, INC., (WAI)
615 Jefferson Boulevard
Warwick, RI 02886
Phone: (401) 737-6382

ELECTRICAL:
GASKELL ASSOCIATES, LTD., (GAL)
300 Post Road
Warwick, RI 02888
Phone: (401) 781-6696

SURVEY:
SAI SURVEYING CORPORATION, (SAI)
23 Narragansett Avenue
Jamestown, RI 02835
Phone: (401) 423-0653

Revisions:

No.	Date:	Description:
1	12/21/98	GENERAL REVISIONS

Key Plan:

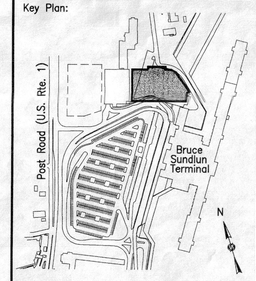

Date: NOVEMBER 16, 1998
Scale: AS NOTED
Drawn By: RM
Checked By: PBB
Approved By: CHB
Prepared By: Parsons Brinckerhoff
RIAC Contract No: 9858

Project Title:
T.F. GREEN AIRPORT PARKING GARAGE

Drawing Title:
FOUNDATION SECTIONS & DETAILS 1

Drawing Number:
S-18

Sheet : Of:

\\BOSCI\CADD1\18`9\STR\DWG\TFG-S018PETER.DWG 12/17/98 16:00

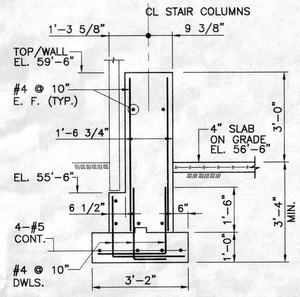

SECTION 11
SCALE: 1/2"=1'-0" S-4

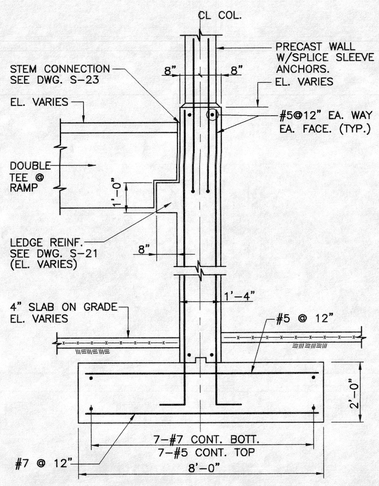

SECTION 12
SCALE: 1/2"=1'-0" S-4

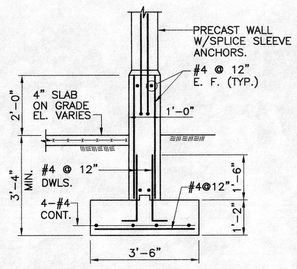

TYPICAL FOUNDATION SECTION @ STAIRS

SECTION 13
SCALE: 1/2"=1'-0" S-4

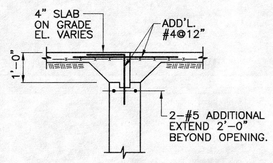

TYP. SECTION @ DOORS
SCALE: 1/2"=1'-0"

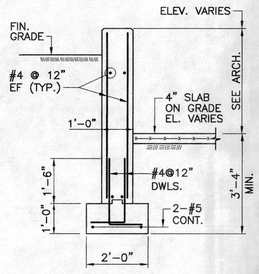

TYPICAL SECTION @ RAMP & STAIR WALLS

SECTION 14
SCALE: 1/2"=1'-0" S-42

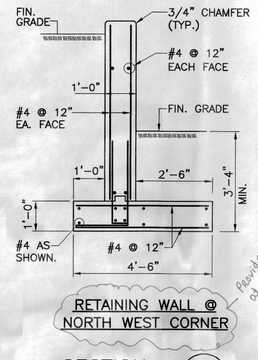

RETAINING WALL @ NORTH WEST CORNER

Provide weep holes at wall between existing & new garage. See detail 3/S-19

SECTION 15
SCALE: 1/2"=1'-0" S-4

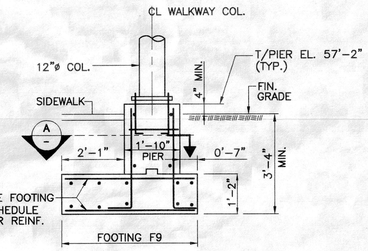

SECTION 16
SCALE: 1/2"=1'-0" S-28

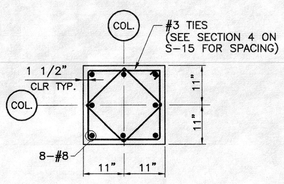

SECTION A
SCALE: 1/2"=1'-0" —

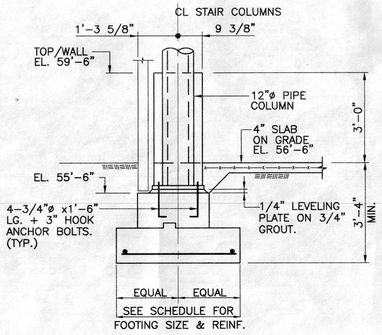

SECTION 17
SCALE: 1/2"=1'-0" S-4

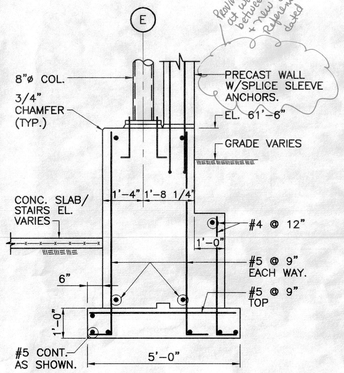

SECTION 18
SCALE: 1/2"=1'-0" S-4 S-42

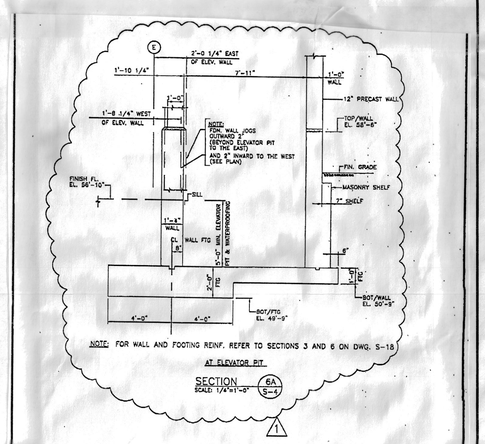

Consultant:	Dwg. Title:	Ref. Dwg. S-19
PARSONS, BRINCKERHOFF, QUADE & DOUGLAS, INC. 120 Boylston St. Boston, MA	FOUNDATION SECTIONS & DETAILS 2 ADDED SECTION 6A	SK S-14
Sub-Consultant:	Project: T.F. GREEN AIRPORT PARKING GARAGE RIAC Cont. No. 9858	
	Drawn by: D.L. / Scale: 1/4"=1'-0" / Date: 3/12/99	

GILBANE BLDG. CO.
DEC 21 1998
GB CO. JOB NO: 2524

CAMILLE H. BECHARA
No. 6944
REGISTERED PROFESSIONAL ENGINEER
STATE OF RHODE ISLAND
12/21/98

T.F. GREEN AIRPORT

WARWICK, RHODE ISLAND
RHODE ISLAND AIRPORT CORPORATION

Prime Consultant:

CIVIL & STRUCTURAL ENGINEERING:
PARSONS BRINCKERHOFF QUADE & DOUGLAS INC.
One State Street
Providence, RI 02908
Phone: (401)421-2601
Fax: (401)421-3286

Sub-Consultants:

ARCHITECTURE:
TAMS CONSULTANTS, INC., (TAMS)
38 Chauncy Street
Boston, MA 02111
Phone: (617) 482-4835

PARKING/FUNCTIONAL:
CARL WALKER, INC., (CWI)
10 Melrose Avenue, Suite 350
Cherry Hill, NJ 08003
Phone: (609) 216-1222

MECHANICAL:
WILKINSON ASSOCIATES, INC., (WAI)
615 Jefferson Boulevard
Warwick, RI 02886
Phone: (401) 737-6382

ELECTRICAL:
GASKELL ASSOCIATES, LTD., (GAL)
300 Post Road
Warwick, RI 02888
Phone: (401) 781-6696

SURVEY:
SAI SURVEYING CORPORATION, (SAI)
23 Narragansett Avenue
Jamestown, RI 02835
Phone: (401) 423-0653

Revisions:

No.	Date:	Description:
1	12/21/98	GENERAL REVISIONS

Key Plan:

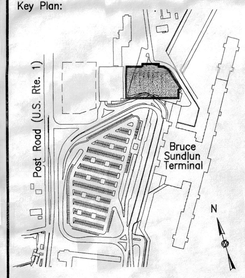

Date:	NOVEMBER 16, 1998
Scale:	AS NOTED
Drawn By:	RM
Checked By:	PBB
Approved By:	CHB
Prepared By:	Parsons Brinckerhoff
RIAC Contract No:	9858

Project Title:
T.F. GREEN AIRPORT PARKING GARAGE

Drawing Title:
FOUNDATION SECTIONS & DETAILS 2

Drawing Number:
S-19

Sheet : Of:

\\BOSCI\CAD\1\18689\STR\DWG\TFG-S019PETER.DWG 12/18/98 10:18

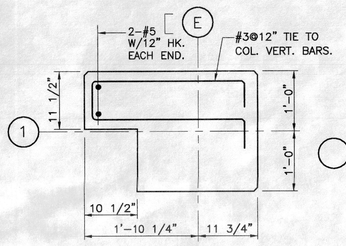

@ CORNER COLUMNS

SECTION 1 / SCALE: 1"=1'-0"

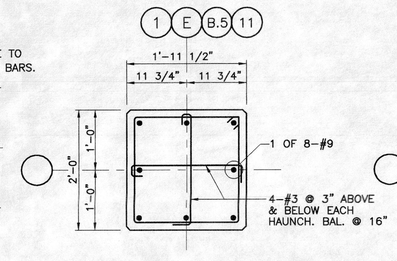

24x23 1/2 EXTERIOR COLUMNS

SECTION 2 / SCALE: 1"=1'-0"

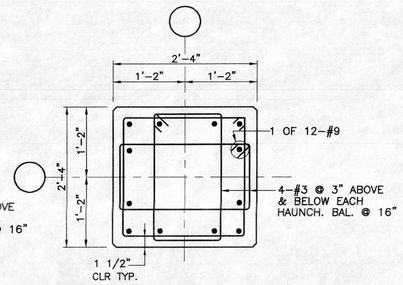

28x28 INTERIOR COLUMNS

SECTION 3 / SCALE: 1"=1'-0"

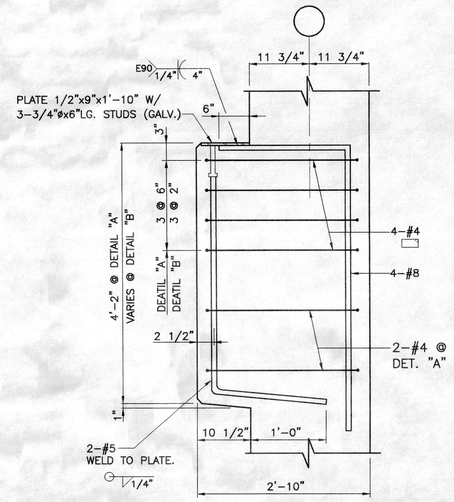

DETAIL "A" & "B" @ SPANDREL

SCALE: 1"=1'-0"

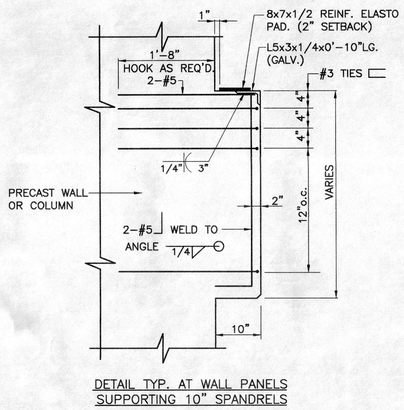

DETAIL TYP. AT WALL PANELS SUPPORTING 10" SPANDRELS

DETAIL "C" @ SPANDREL

SCALE: 1"=1'-0"

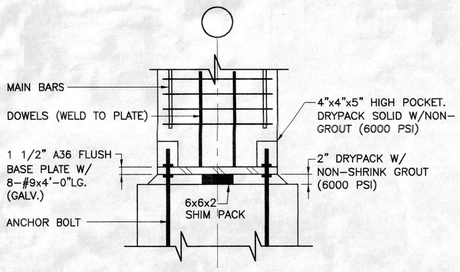

TYP. COLUMN BASE ELEVATION

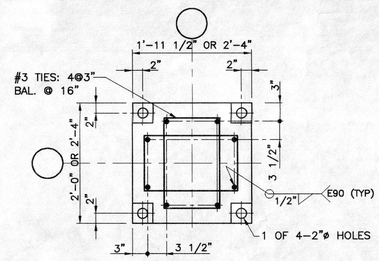

TYP. COLUMN BASE PLAN

DETAIL "D"

SCALE: 1"=1'-0"

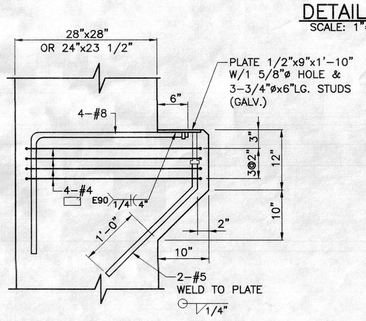

DETAIL "E" @ INVERTED "T"

SCALE: 1"=1'-0"

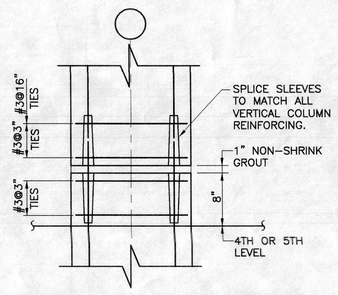

TYP. COLUMN SPLICE DETAIL

SCALE: 1"=1'-0"

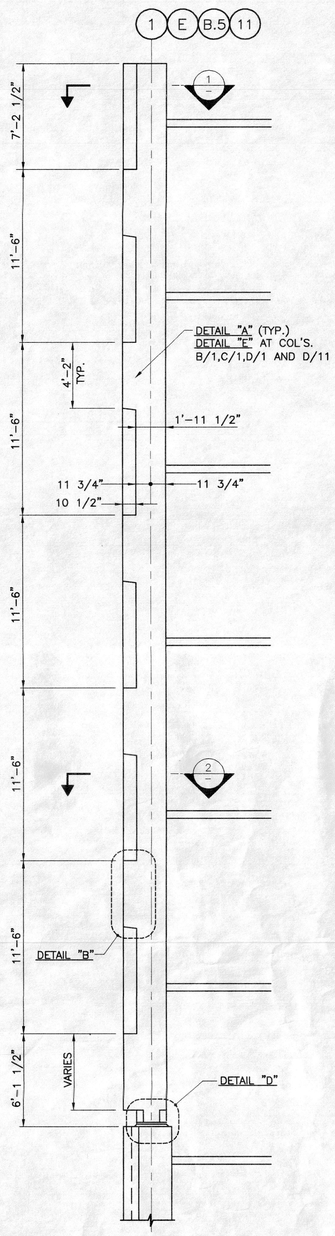

TYP. EXTERIOR ELEVATION

SCALE: 1/4"=1'-0"

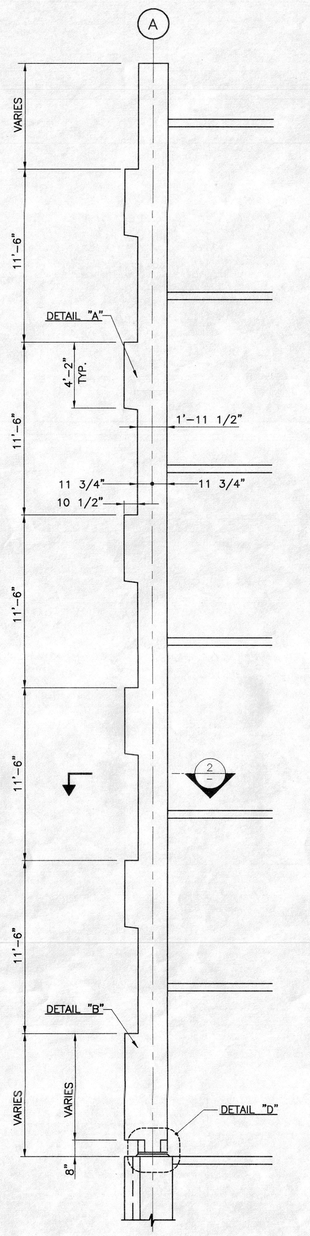

EXTERIOR ELEVATION @ (A) LINE

SCALE: 1/4"=1'-0"

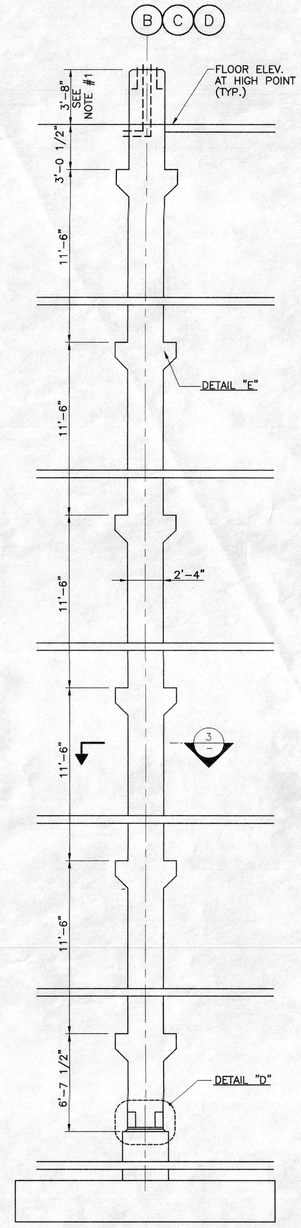

TYP. INTERIOR ELEVATION

SCALE: 1/4"=1'-0"

GILBANE BLDG. CO.

DEC 21 1998

GB CO. JOB NO: 2524

NOTE:

1. EXTEND COLUMN FOR LIGHT POLE BASE AT B/2.3, C/2.3, D/2.3, C/5, D/5, B/8, C/8, D/8 & D/10. ANCHOR BOLTS AND CONDUITS TO BE SUPPLIED BY ELECTRICAL CONTRACTOR AND INSTALL BY PRECAST FABRICATOR. ALSO EXTEND COLUMNS AT RAMP AT B/3, B/4, B/7, B/9.

CAMILLE H. BECHARA
No. 6914
REGISTERED PROFESSIONAL ENGINEER
12/21/98

T.F. GREEN AIRPORT

WARWICK, RHODE ISLAND
RHODE ISLAND AIRPORT CORPORATION

Prime Consultant:

CIVIL & STRUCTURAL ENGINEERING:

PARSONS BRINCKERHOFF QUADE & DOUGLAS INC.
One State Street
Providence, RI 02908
Phone: (401)421-2601
Fax: (401)421-3286

Sub-Consultants:

ARCHITECTURE:
TAMS CONSULTANTS, INC., (TAMS)
38 Chauncy Street
Boston, MA 02111
Phone: (617) 482-4835

PARKING/FUNCTIONAL:
CARL WALKER, INC., (CWI)
10 Melrose Avenue, Suite 350
Cherry Hill, NJ 08003
Phone: (609) 216-1222

MECHANICAL:
WILKINSON ASSOCIATES, INC., (WAI)
615 Jefferson Boulevard
Warwick, RI 02886
Phone: (401) 737-6382

ELECTRICAL:
GASKELL ASSOCIATES, LTD., (GAL)
300 Post Road
Warwick, RI 02888
Phone: (401) 781-6696

SURVEY:
SAI SURVEYING CORPORATION, (SAI)
23 Narragansett Avenue
Jamestown, RI 02835
Phone: (401) 423-0653

Revisions:

No.	Date:	Description:
1	12/21/98	GENERAL REVISIONS

Key Plan:

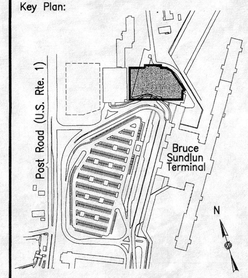

Date:	NOVEMBER 16, 1998
Scale:	AS NOTED
Drawn By:	RM
Checked By:	PBB
Approved By:	CHB
Prepared By:	Parsons Brinckerhoff
RIAC Contract No:	9858

Project Title:

T.F. GREEN AIRPORT PARKING GARAGE

Drawing Title:

PRECAST COLUMNS DETAILS 1

Drawing Number:

S-20

Sheet : Of:

\\BOSCI\CADD1\18689\STR\DWG\TFG-S020PETER.DWG 12/17/98 16:04

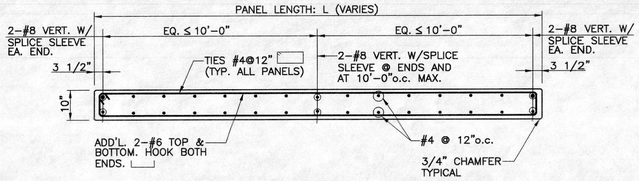

AT ELEVATOR SIDE WALLS: PROVIDE 4–#9 W/SPLICE SLEEVE @ SOUTH END, FULL HEIGHT. (SEE S–27)

TYPICAL 10" WALL PANEL REINFORCING
SCALE: 1/2"=1'–0"

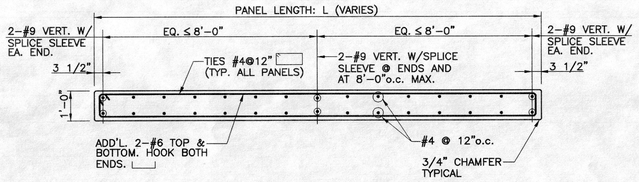

TYPICAL 12" WALL PANEL REINFORCING
SCALE: 1/2"=1'–0"

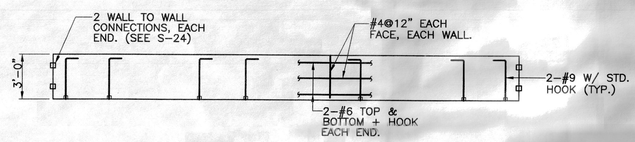

TYP. 12"x3'–0" CLOSURE PANEL – LEVEL 7

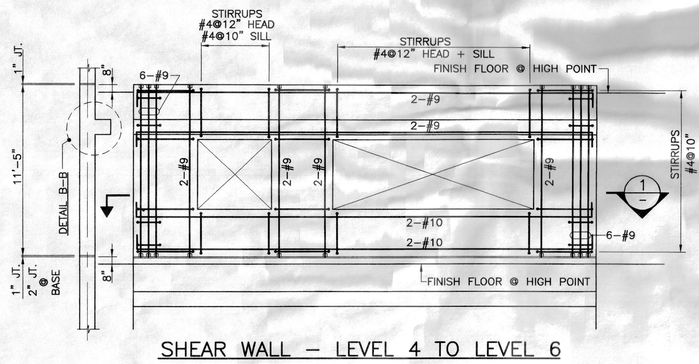

SHEAR WALL – LEVEL 4 TO LEVEL 6

SECTION 2 / –
SCALE: 1/2"=1'–0"

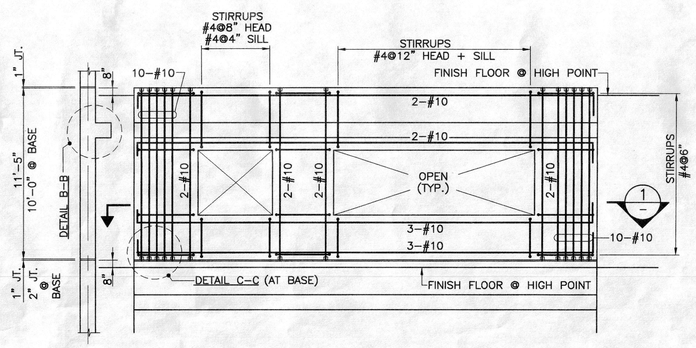

SHEAR WALL – LEVEL 1 TO LEVEL 3

NOTES:

1. *PROVIDE SPLICE SLEEVES AT ALL VERTICAL REINFORCING* BETWEEN WALL PANELS.
2. AT WALL PANELS WITHOUT OPENINGS PROVIDE TYPICAL WALL REINFORCING AS SHOWN AND SPLICE SLEEVES AS SHOWN ON THIS ELEVATION.

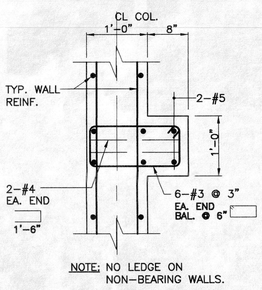

NOTE: NO LEDGE ON NON–BEARING WALLS.

DETAIL B–B
SCALE: 1"=1'–0"

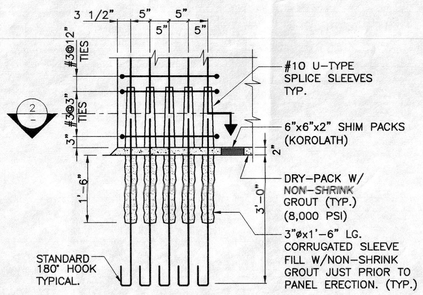

DETAIL C–C
SCALE: 3/4"=1'–0"

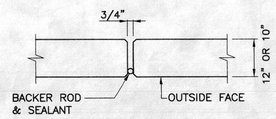

NOTE:
PROVIDE MINIMUM 1/2" DEEP FIRE RATED CAULK AT FIRE RATED LOCATIONS. SEE ARCH. DRAWINGS.

TYP. VERTICAL JOINT @ PANEL
SCALE: 3/4"=1'–0"

TYP. EXTERIOR SHEAR WALL PANEL ELEVATIONS
SCALE: 1/4"=1'–0"

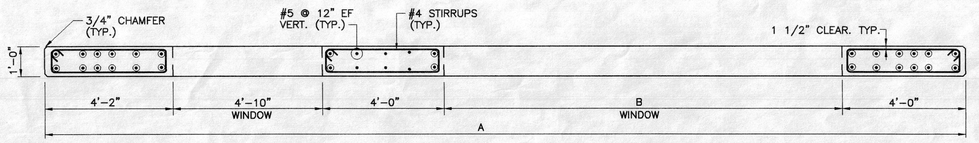

SECTION 1 / –
SCALE: 1/2"=1'–0"

GILBANE BLDG. CO.
DEC 21 1998
GB CO. JOB NO: 2524

CAMILLE H. BECHARA
No. 6944
REGISTERED PROFESSIONAL ENGINEER (STRUCTURAL)
12/21/98

T.F. GREEN AIRPORT

WARWICK, *RHODE ISLAND*
RHODE ISLAND
AIRPORT CORPORATION

Prime Consultant:

CIVIL & STRUCTURAL ENGINEERING:
PARSONS BRINCKERHOFF QUADE & DOUGLAS INC.
One State Street
Providence, RI 02908
Phone: (401)421–2601
Fax: (401)421–3286

Sub–Consultants:

ARCHITECTURE:
TAMS CONSULTANTS, INC., (TAMS)
38 Chauncy Street
Boston, MA 02111
Phone: (617) 482–4835

PARKING/FUNCTIONAL:
CARL WALKER, INC., (CWI)
10 Melrose Avenue, Suite 350
Cherry Hill, NJ 08003
Phone: (609) 216–1222

MECHANICAL:
WILKINSON ASSOCIATES, INC., (WAI)
615 Jefferson Boulevard
Warwick, RI 02886
Phone: (401) 737–6382

ELECTRICAL:
GASKELL ASSOCIATES, LTD., (GAL)
300 Post Road
Warwick, RI 02888
Phone: (401) 781–6696

SURVEY:
SAI SURVEYING CORPORATION, (SAI)
23 Narragansett Avenue
Jamestown, RI 02835
Phone: (401) 423–0653

Revisions:

No.	Date:	Description:
1	12/21/98	GENERAL REVISIONS

Key Plan:

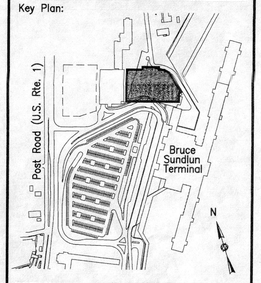

Date: NOVEMBER 16, 1998
Scale: AS NOTED
Drawn By: RM
Checked By: PBB
Approved By: CHB
Prepared By: Parsons Brinckerhoff
RIAC Contract No: 9858

Project Title:
T.F. GREEN AIRPORT PARKING GARAGE

Drawing Title:
PRECAST WALL PANEL DETAILS 1

Drawing Number:
S–21

Sheet : Of:

\\BOS\CADD1\18689\STR\DWG\TFG–S021PETER.DWG 12/17/98 16:08

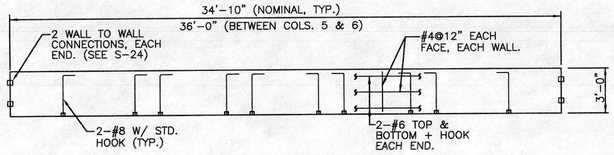

TYP. 12"x3'-0" CLOSURE PANEL (AT LINE 'B' ONLY)

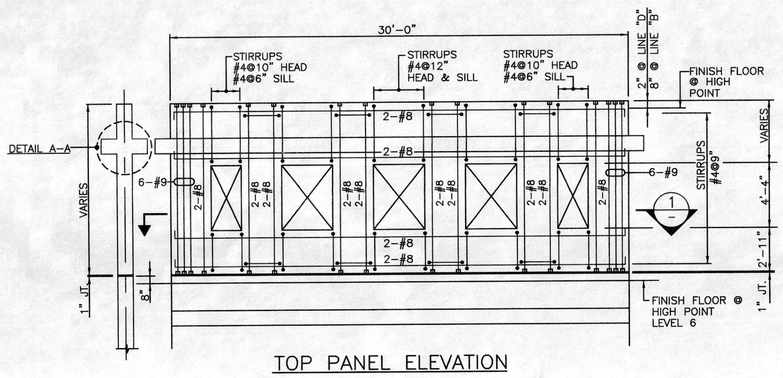

TOP PANEL ELEVATION

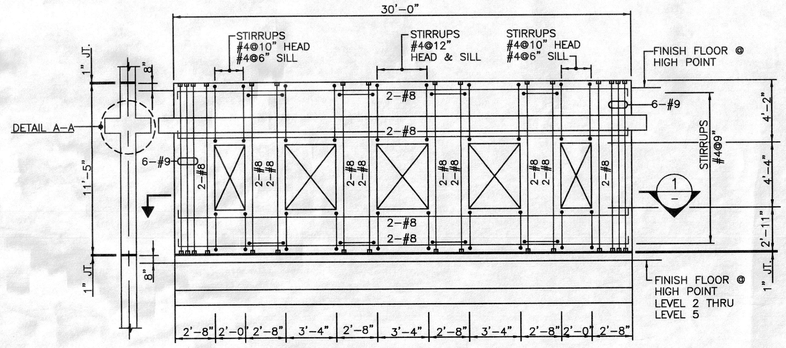

TYPICAL PANEL ELEVATION

NOTE:
PANEL BETWEEN LEVEL 2 TO 3, TO BE REINFORCED AS SHOWN ON BASE PANEL.

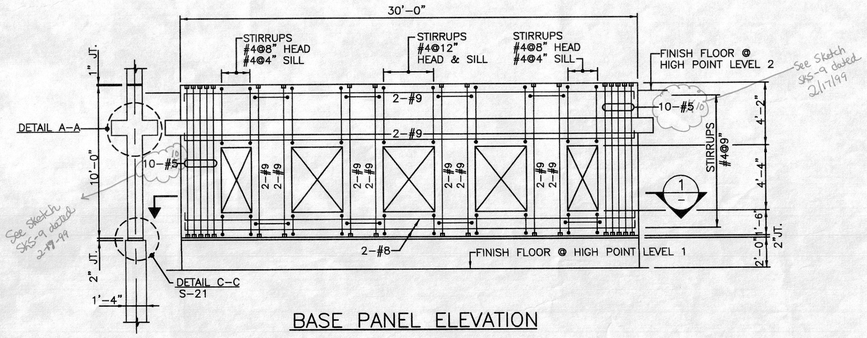

BASE PANEL ELEVATION

TYP. 1'-0"x30'-0" WALL PANEL AT LINE Ⓑ & Ⓓ
SCALE: 1/4"=1'-0"

NOTES:

1. PROVIDE SPLICE SLEEVE CONNECTIONS FOR ALL VERTICAL REINFORCING BETWEEN WALL PANELS.
2. AT WALL PANELS WITHOUT OPENINGS PROVIDE TYPICAL WALL RIENFORCING AS SHOWN AND SPLICE SLEEVES AS SHOWN ON THIS ELEVATION.

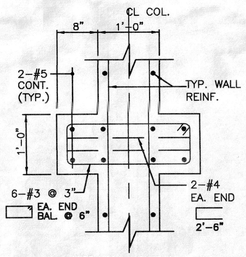

DETAIL A-A
SCALE: 1"=1'-0"

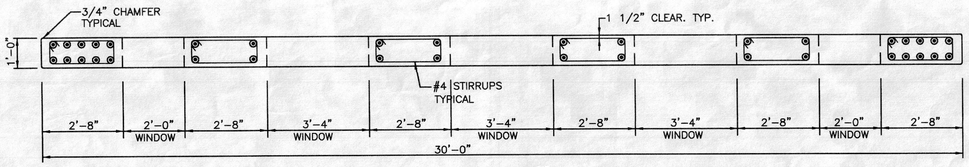

SECTION 1/–
SCALE: 1/2"=1'-0"

GILBANE BLDG. CO.
DEC 2 1 1998
GB CO. JOB NO: 2524

CAMILLE H. BECHARA
No. 6944
REGISTERED PROFESSIONAL ENGINEER (STRUCTURAL)
12/21/98

\\BOSC\CADD1\18689\STR\DWG\TFG-S022PETER.DWG 12/18/98 16:56

T.F. GREEN AIRPORT

WARWICK, RHODE ISLAND
RHODE ISLAND AIRPORT CORPORATION

Prime Consultant:
CIVIL & STRUCTURAL ENGINEERING:
PARSONS BRINCKERHOFF QUADE & DOUGLAS INC.
One State Street
Providence, RI 02908
Phone: (401)421-2601
Fax: (401)421-3286

Sub-Consultants:

ARCHITECTURE:
TAMS CONSULTANTS, INC., (TAMS)
38 Chauncy Street
Boston, MA 02111
Phone: (617) 482-4835

PARKING/FUNCTIONAL:
CARL WALKER, INC., (CWI)
10 Melrose Avenue, Suite 350
Cherry Hill, NJ 08003
Phone: (609) 216-1222

MECHANICAL:
WILKINSON ASSOCIATES, INC., (WAI)
615 Jefferson Boulevard
Warwick, RI 02886
Phone: (401) 737-6382

ELECTRICAL:
GASKELL ASSOCIATES, LTD., (GAL)
300 Post Road
Warwick, RI 02888
Phone: (401) 781-6696

SURVEY:
SAI SURVEYING CORPORATION, (SAI)
23 Narragansett Avenue
Jamestown, RI 02835
Phone: (401) 423-0653

Revisions:

No.	Date:	Description:
1	12/21/98	GENERAL REVISIONS

Key Plan:

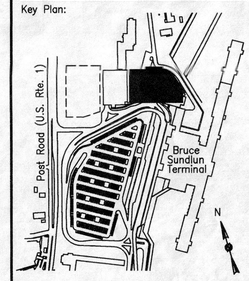

Date: NOVEMBER 16, 1998
Scale: AS NOTED
Drawn By: RM
Checked By: PBB
Approved By: CHB
Prepared By: Parsons Brinckerhoff
RIAC Contract No: 9858

Project Title:
T.F. GREEN AIRPORT PARKING GARAGE

Drawing Title:
PRECAST WALL PANEL DETAILS 2

Drawing Number:
S-22

Sheet : Of:

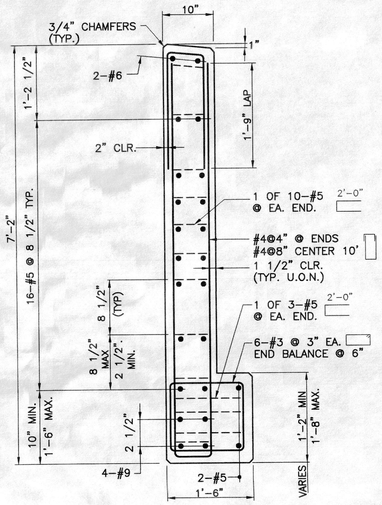

TYP. 10" SPANDREL REINFORCING (SP-1)
SCALE: 1"=1'-0"

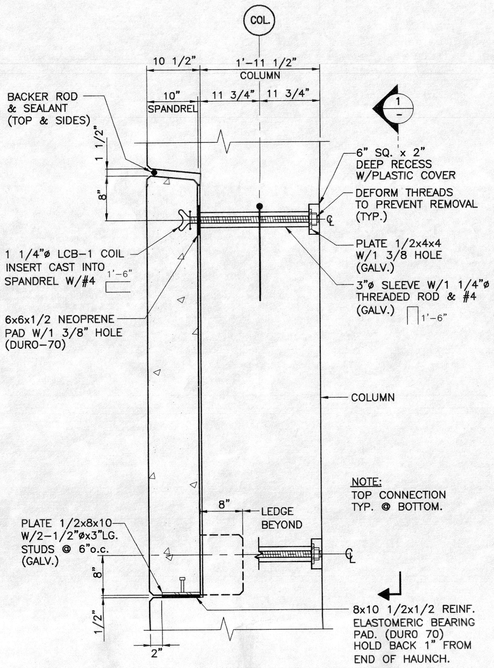

TYP. 10" SPANDREL TO COLUMN CONNECTION
SCALE: 1"=1'-0"

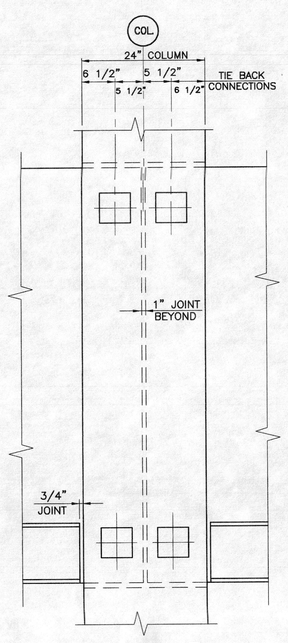

SECTION 1
SCALE: 1"=1'-0"

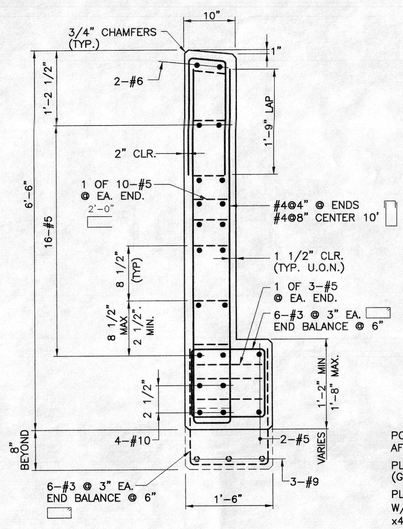

SPANDREL REINFORCING @ (E) BETWEEN LINES (7) TO (9) @ LEVEL 2 & LEVEL 4 (SP-2)

SECTION 2
SCALE: 1"=1'-0"

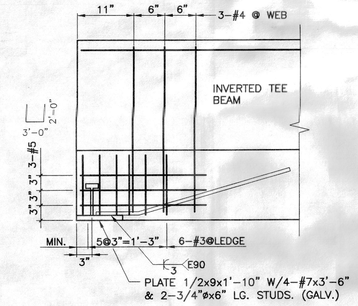

END BEARING REINFORCING
SCALE: 1"=1'-0"

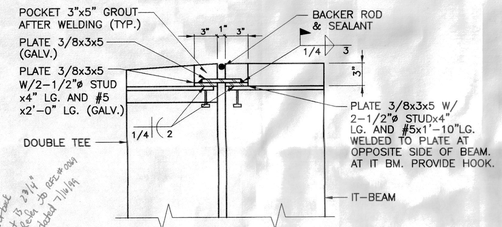

TYP. DOUBLE TEE END CONNECTION AT INVERTED TEE BEAM (EACH STEM)
SCALE: 1 1/2"=1'-0"

Minimum reduction requirement to 3/4" Rebar per RFI dated 7/14/99

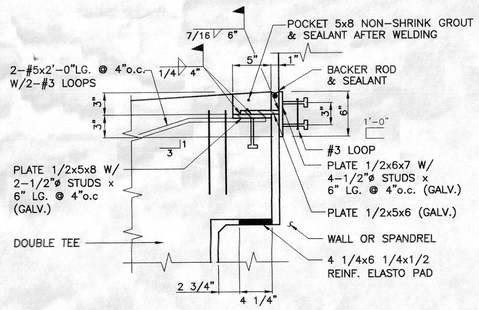

TYP. DOUBLE TEE END CONNECTION TO WALLS & SPANDRELS (EA. STEM)
SCALE: 1 1/2"=1'-0"

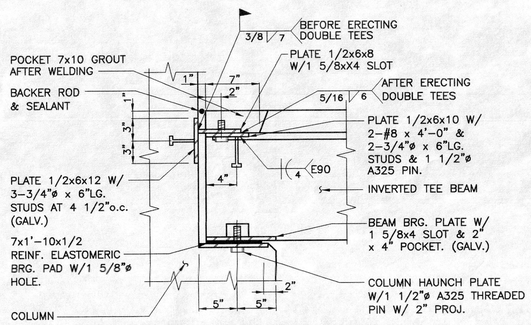

TYP. INVERTED TEE BEAM END CONNECTION TO COLUMN
SCALE: 1 1/2"=1'-0"

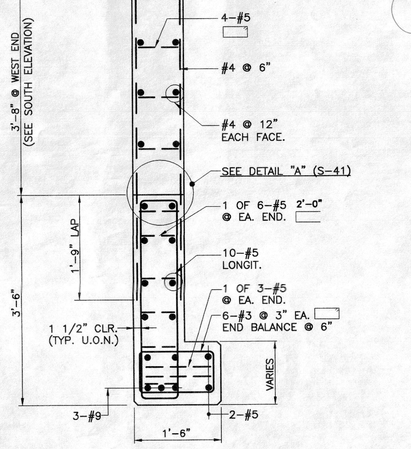

SPANDREL REINFORCING FOR SP-3
SCALE: 1"=1'-0"

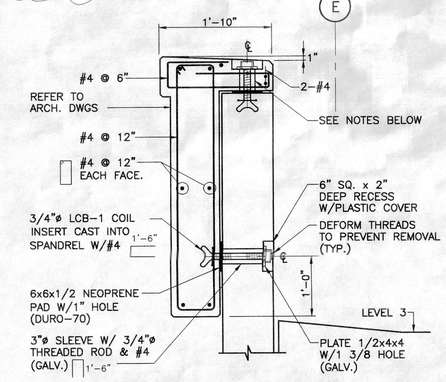

CONNECTION SPACING = 2'-0" FROM FACE OF COLUMN AND 5'-0" IN BETWEEN.

ARCHITECTURAL PRECAST CONCRETE PANEL AT SPANDREL (LEVEL 3 ONLY)
SCALE: 1"=1'-0"

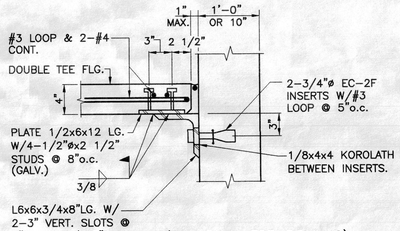

(SEE PLAN FOR SPACING)

TYP. DOUBLE TEE FLANGE TO WALL & SPANDREL CONNECTION
SCALE: 1 1/2"=1'-0"

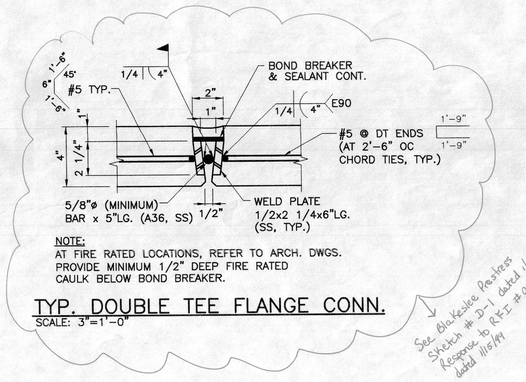

TYP. DOUBLE TEE FLANGE CONN.
SCALE: 3"=1'-0"

See Blakeslee Prestress Sketch # D-1 dated 11/6/98 Response to RFI # 0006 dated 11/5/98

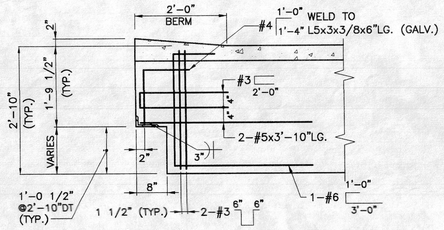

TYP. 2'-10" DOUBLE TEE END BEARING REINF. (SIMILAR FOR OTHER DEPTHS)
SCALE: 3/4"=1'-0"

NOTE:

1. REFER TO ARCHITECTURAL DRAWINGS FOR LOCATION AND CONNECTIONS OF ARCHITECTURAL ELEMENTS TO PRECAST MEMBERS.

GILBANE BLDG. CO.
DEC 21 1998
GB CO. JOB NO: 2524

CAMILLE H. BECHARA
No. 6944
REGISTERED PROFESSIONAL ENGINEER
12/21/98

T.F. GREEN AIRPORT

WARWICK, RHODE ISLAND
RHODE ISLAND AIRPORT CORPORATION

Prime Consultant:
CIVIL & STRUCTURAL ENGINEERING:
PARSONS BRINCKERHOFF QUADE & DOUGLAS INC.
One State Street
Providence, RI 02908
Phone: (401)421-2601
Fax: (401)421-3286

Sub-Consultants:
ARCHITECTURE:
TAMS CONSULTANTS, INC., (TAMS)
38 Chauncy Street
Boston, MA 02111
Phone: (617) 482-4835

PARKING/FUNCTIONAL:
CARL WALKER, INC., (CWI)
10 Melrose Avenue, Suite 350
Cherry Hill, NJ 08003
Phone: (609) 216-1222

MECHANICAL:
WILKINSON ASSOCIATES, INC., (WAI)
615 Jefferson Boulevard
Warwick, RI 02886
Phone: (401) 737-6382

ELECTRICAL:
GASKELL ASSOCIATES, LTD., (GAL)
300 Post Road
Warwick, RI 02888
Phone: (401) 781-6696

SURVEY:
SAI SURVEYING CORPORATION, (SAI)
23 Narragansett Avenue
Jamestown, RI 02835
Phone: (401) 423-0653

Revisions:

No.	Date:	Description:
1	12/21/98	GENERAL REVISIONS

Key Plan:

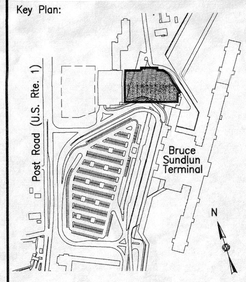

Date: NOVEMBER 16, 1998
Scale: AS NOTED
Drawn By: RM
Checked By: PBB
Approved By: CHB
Prepared By: Parsons Brinckerhoff
RIAC Contract No: 9858

Project Title:
T.F. GREEN AIRPORT PARKING GARAGE

Drawing Title:
TYPICAL PRECAST DETAILS 1

Drawing Number:
S-23

Sheet : Of:

\\BOSC\CADD1\18689\STR\DWG\TFG-S023PETER.DWG 12/17/98 16:16

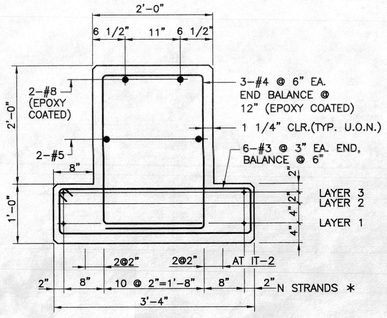

NOTE:
* 1/2"ø, 270 KSI, 7 WIRE STRAIGHT STANDS, LOW-RELAXATION. PRESTRESSING FORCE=31.0 KIPS EACH STRAND.

SECTION IT-1, IT-2 & IT-3
SCALE: 1"=1'-0"

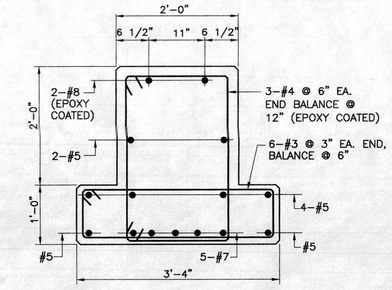

SECTION IT-4
SCALE: 1"=1'-0"

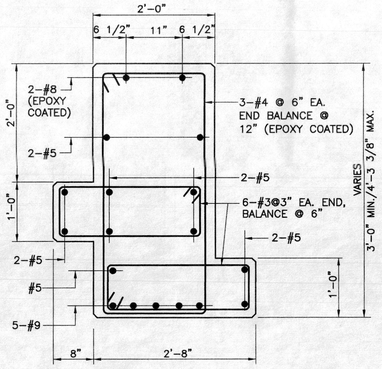

SECTION IT-5
SCALE: 1"=1'-0"

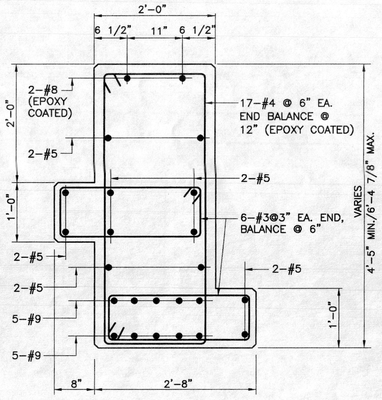

SECTION IT-6
SCALE: 1"=1'-0"

INVERTED TEE BEAM STRAND PATTERN SCHEDULE					
TYPE	No OF STRANDS			CONCRETE STRENGTH (PSI)	
	LAYER 1	LAYER 2	LAYER 3	AT 28 DAYS	AT RELEASE
IT-1	13	13	2	5000	4000
IT-2	17	13	2	6000	4500
IT-3	8	2	2	5000	3000
IT-4	(SEE SECTION @ IT-4)			5000	N/A
IT-5	(SEE SECTION @ IT-5)			5000	N/A
IT-6	(SEE SECTION @ IT-6)			5000	N/A
IT-7	(SEE SECTION @ IT-7)			5000	N/A
IT-8	(SEE SECTION @ IT-8)			5000	N/A
IT-9	17	13	2	6000	4500
IT-10	(SEE SECTION @ IT-10)			5000	N/A
IT-11	(SEE SECTION @ IT-11)			5000	N/A

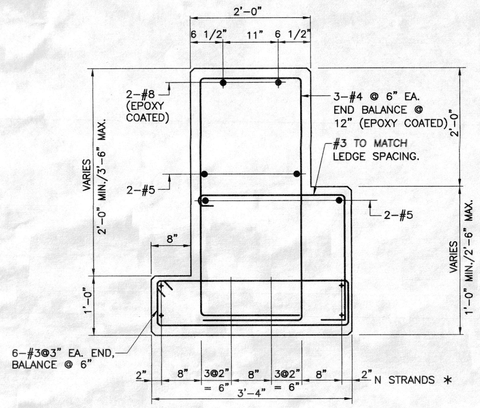

SEE IT-1 FOR REINFORCING. STIRRUP DEPTHS VARY.

SECTION IT-7
SCALE: 1"=1'-0"

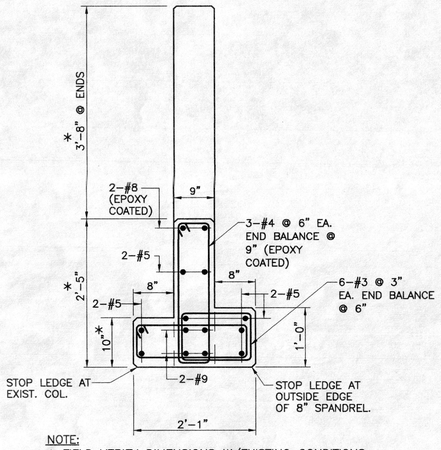

NOTE:
* FIELD VERIFY DIMENSIONS W/EXISTING CONDITIONS.

SECTION IT-8
SCALE: 1"=1'-0"

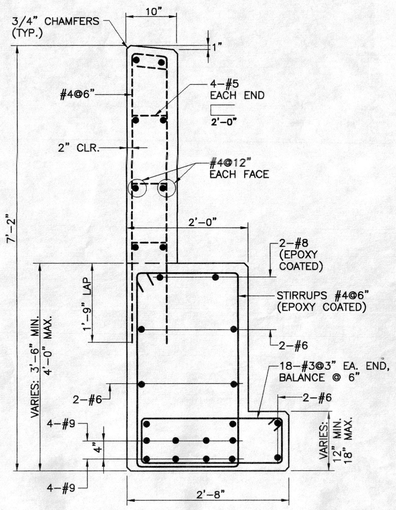

NOTE: SUPPORT ONTO COLUMN HAUNCH EACH END. (SEE S-23)

SECTION IT-11
SCALE: 1"=1'-0"

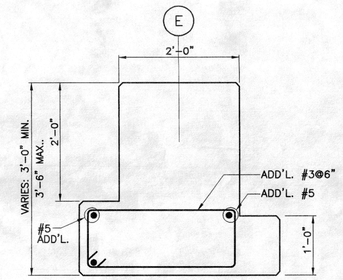

(FOR REINF. SEE IT-2)

SECTION IT-9
SCALE: 1"=1'-0"

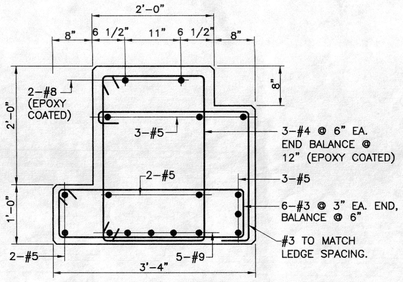

SECTION IT-10
SCALE: 1"=1'-0"

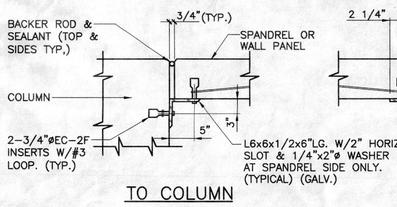

TO COLUMN

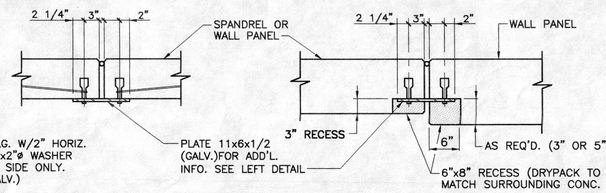

TO WALL PANEL

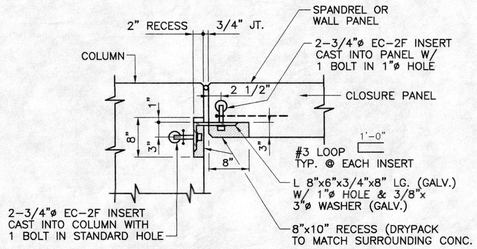

TO COLUMN AT LEVEL 7

NOTE:
LOCATE ANGLE & PLATE A VERTICAL DISTANCE OF 8" CLEAR ABOVE BOTTOM AND BELOW TOP OF SPANDREL. (2 CONNECTIONS EACH END MIN., TYPICAL)

END CONNECTIONS - PLAN DETAIL (A)
SCALE: 1"=1'-0"

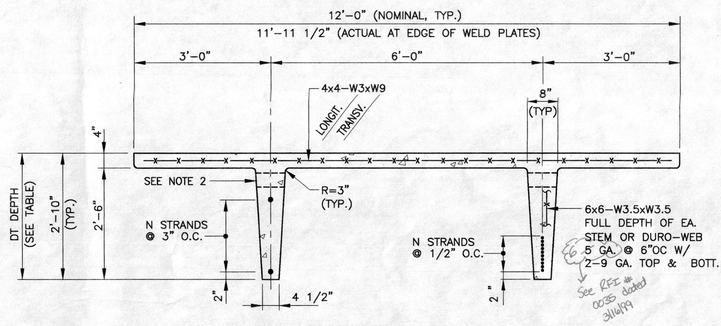

AT ENDS FOR DEPRESSED TYPICAL FOR STRAIGHT

AT CENTER FOR DEPRESSED

NOTES:
1) ALL STRANDS 1/2"ø, 270 KSI, 7 WIRE, LOW-RELAXATION. PRESTRESSING FORCE=31.0 KIPS PER STRAND.
2) PROVIDE BLOCKOUTS FOR CONDUITS, APPROXIMATELY 3"x6", COORDINATE WITH ELECTRICAL AND OTHER TRADES.

DOUBLE TEE REINFORCING & STRAND PATTERN
SCALE: 3/4"=1'-0"

DOUBLE TEE STRAND PATTERN SCHEDULE				
TYPE	DOUBLE TEE DEPTH	No OF STRANDS EA. STEM N	CONCRETE STRENGTH (PSI) AT 28 DAYS	AT RELEASE
(A)	2'-10"	7 (SINGLE PT. DEPRESSION)	5000	4000
(B)	2'-10"	6 (SINGLE PT. DEPRESSION)	5000	4000
(C)	2'-10"	8 (STRAIGHT)	5000	3500
(D)	2'-10"	9 (SINGLE PT. DEPRESSION)	6000	4500
(E)	2'-10"	9 (SINGLE PT. DEPRESSION)	5000	4000
(F)	2'-10"	5 (STRAIGHT)	5000	3500
(G)	2'-10"	3 (STRAIGHT)	5000	3500
(H)	2'-10"	2 (STRAIGHT)	5000	3500
(J)	2'-4"	8 (SINGLE PT. DEPRESSION)	5000	4000
(K)	2'-3"	2 (STRAIGHT)	5000	3500
(L)	2'-6"	7 (SINGLE PT. DEPRESSION)	5000	4000
(M)	2'-6"	6 (SINGLE PT. DEPRESSION)	5000	4000

GILBANE BLDG. CO.
DEC 21 1998
GB CO. JOB NO: 2524

CAMILLE H. BECHARA
No. 6614
REGISTERED PROFESSIONAL ENGINEER
12/21/98

\\BOSCO\CADD1\18689\STR\DWG\TFG-S024PETER.DWG 12/17/98 16:18

T.F. GREEN AIRPORT

WARWICK, RHODE ISLAND
RHODE ISLAND AIRPORT CORPORATION

Prime Consultant:
CIVIL & STRUCTURAL ENGINEERING:
PARSONS BRINCKERHOFF QUADE & DOUGLAS INC.
One State Street
Providence, RI 02908
Phone: (401)421-2601
Fax: (401)421-3286

Sub-Consultants:

ARCHITECTURE:
TAMS CONSULTANTS, INC., (TAMS)
38 Chauncy Street
Boston, MA 02111
Phone: (617) 482-4835

PARKING/FUNCTIONAL:
CARL WALKER, INC., (CWI)
10 Melrose Avenue, Suite 350
Cherry Hill, NJ 08003
Phone: (609) 216-1222

MECHANICAL:
WILKINSON ASSOCIATES, INC., (WAI)
615 Jefferson Boulevard
Warwick, RI 02886
Phone: (401) 737-6382

ELECTRICAL:
GASKELL ASSOCIATES, LTD., (GAL)
300 Post Road
Warwick, RI 02888
Phone: (401) 781-6696

SURVEY:
SAI SURVEYING CORPORATION, (SAI)
23 Narragansett Avenue
Jamestown, RI 02835
Phone: (401) 423-0653

Revisions:

No.	Date:	Description:
1	12/21/98	GENERAL REVISIONS

Key Plan:

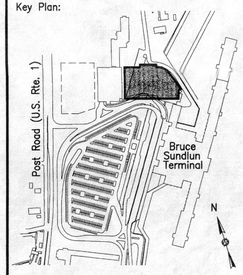

Date: NOVEMBER 16, 1998
Scale: AS NOTED
Drawn By: RM
Checked By: PBB
Approved By: CHB
Prepared By: Parsons Brinckerhoff
RIAC Contract No: 9858

Project Title:
T.F. GREEN AIRPORT PARKING GARAGE

Drawing Title:
TYPICAL PRECAST DETAILS 2

Drawing Number:
S-24

Sheet : Of:

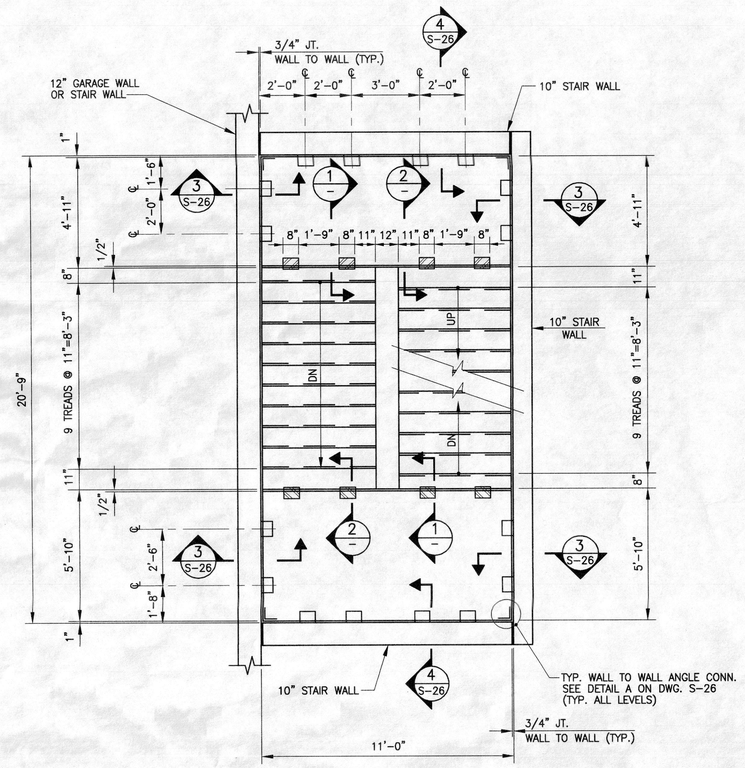

TYPICAL STAIR PLAN

SCALE: 3/8"=1'-0"

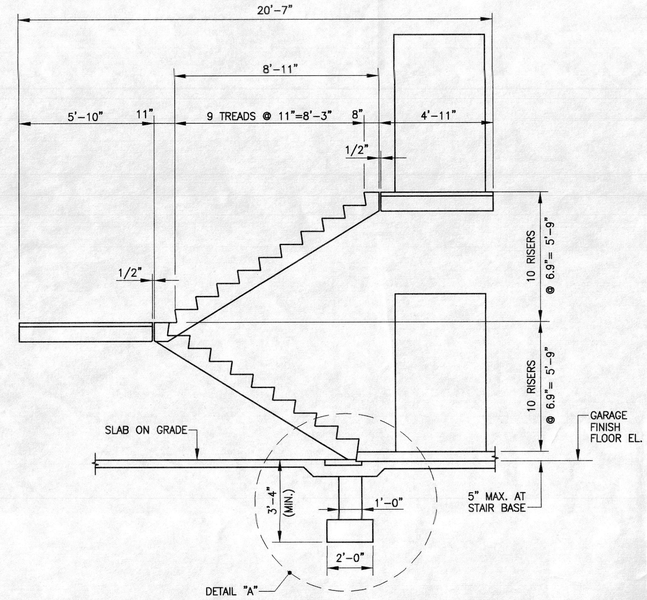

TYPICAL STAIR ELEVATION

SCALE: 3/8"=1'-0"

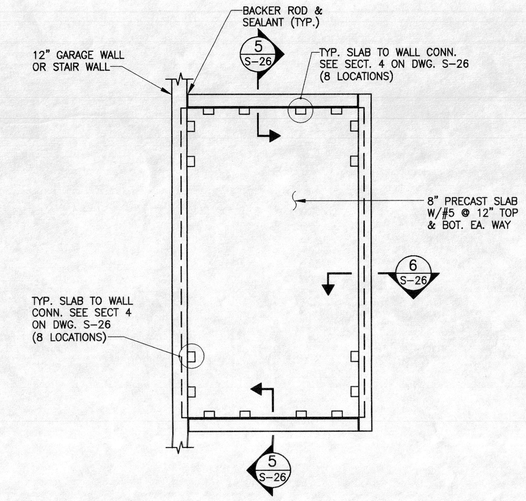

NOTE: REFER TO TYPICAL STAIR PLAN FOR LOCATION OF TYP. CONNECTIONS.

TYPICAL STAIR ROOF PLAN

SCALE: 1/4"=1'-0"

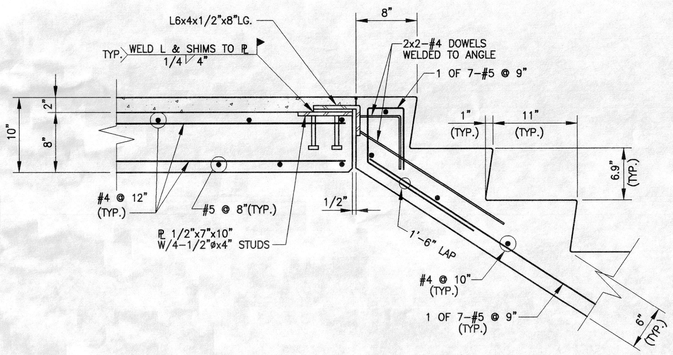

SECTION 1

SCALE: 1 1/2"=1'-0"

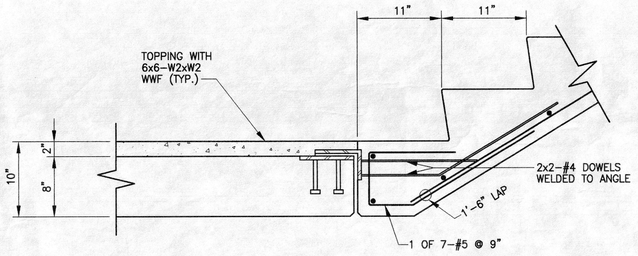

NOTE: FOR ADD'L. INFORMATION & REINF. REFER TO SECTION 1.

SECTION 2

SCALE: 1 1/2"=1'-0"

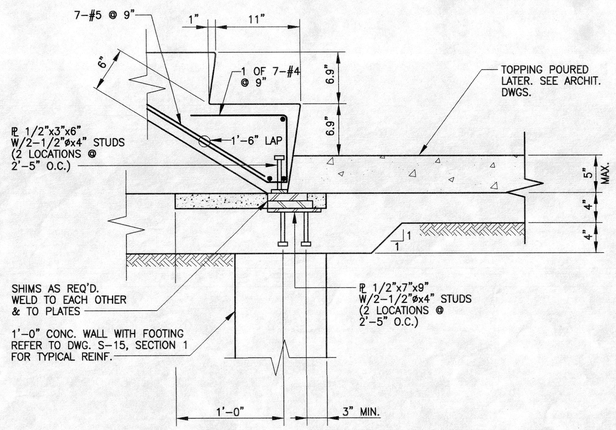

DETAIL A

SCALE: 1 1/2"=1'-0"

NOTES:

1. REFER TO ARCHITECTURAL DRAWINGS FOR RAILING AND NOSING DETAILS.

CAMILLE H. BECHARA
No. 6974
REGISTERED PROFESSIONAL ENGINEER (STRUCTURAL)
12/21/98

GILBANE BLDG. CO.
DEC 21 1998
GB CO. JOB NO: 2524

\\BDSC\CADD\18689\STR\DWG\TFG-S025.DWG 12/18/98 10:29

T.F. GREEN AIRPORT

WARWICK, RHODE ISLAND
RHODE ISLAND AIRPORT CORPORATION

Prime Consultant:

CIVIL & STRUCTURAL ENGINEERING:
PARSONS BRINCKERHOFF QUADE & DOUGLAS INC.
One State Street
Providence, RI 02908
Phone: (401)421-2601
Fax: (401)421-3286

Sub-Consultants:

ARCHITECTURE:
TAMS CONSULTANTS, INC., (TAMS)
38 Chauncy Street
Boston, MA 02111
Phone: (617) 482-4835

PARKING/FUNCTIONAL:
CARL WALKER, INC., (CWI)
10 Melrose Avenue, Suite 350
Cherry Hill, NJ 08003
Phone: (609) 216-1222

MECHANICAL:
WILKINSON ASSOCIATES, INC., (WAI)
615 Jefferson Boulevard
Warwick, RI 02886
Phone: (401) 737-6382

ELECTRICAL:
GASKELL ASSOCIATES, LTD., (GAL)
300 Post Road
Warwick, RI 02888
Phone: (401) 781-6696

SURVEY:
SAI SURVEYING CORPORATION, (SAI)
23 Narragansett Avenue
Jamestown, RI 02835
Phone: (401) 423-0653

Revisions:

No.	Date:	Description:
1	12/21/98	GENERAL REVISIONS

Key Plan:

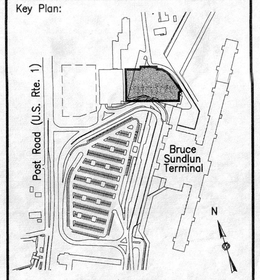

Date:	NOVEMBER 16, 1998
Scale:	AS NOTED
Drawn By:	RSH
Checked By:	CHB
Approved By:	CHB
Prepared By:	Parsons Brinkerhoff
RIAC Contract No:	9858

Project Title:
T.F. GREEN AIRPORT PARKING GARAGE

Drawing Title:
STRUCTURAL-GARAGE EAST & WEST PRECAST STAIR DETAILS 1

Drawing Number:
S-25

Sheet : Of:

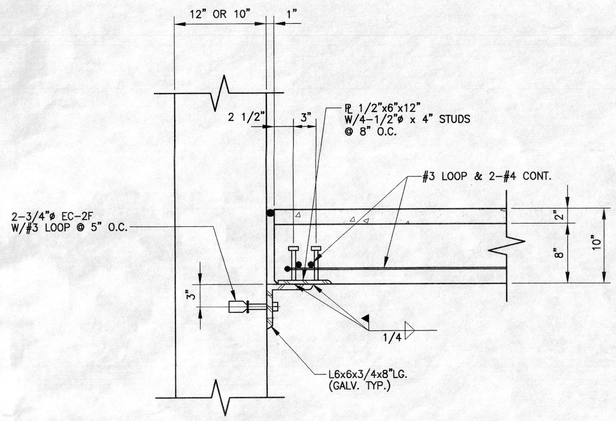

SECTION 3 S-25
SCALE: 1 1/2"=1'-0"

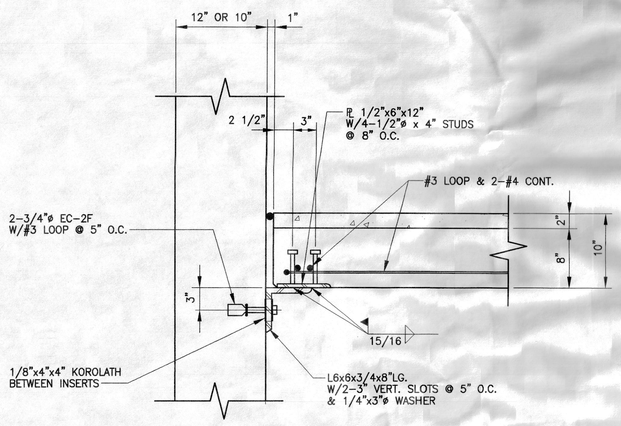

SECTION 4 S-25
SCALE: 1 1/2"=1'-0"

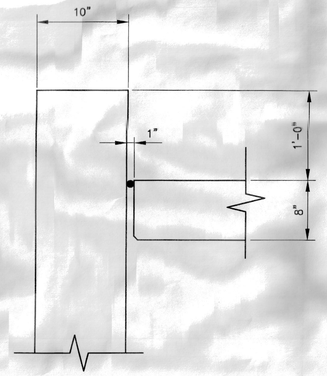

SECTION 5 S-25
SCALE: 1 1/2"=1'-0"

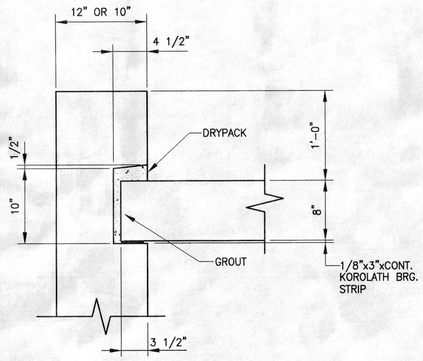

SECTION 6 S-25
SCALE: 1 1/2"=1'-0"

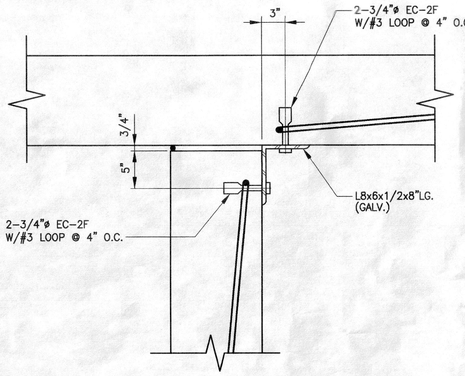

NOTE: LOCATE CENTER LINE OF ALL ANGLES A VERTICAL DISTANCE OF 12" BELOW AND 12" ABOVE FINISH GARAGE FLOOR ELEVATION AT STAIR TOWER LOCATIONS. PROVIDE TWO CONNECTIONS MINIMUM AT EACH LOCATION PER PANEL PER FLOOR (TYPICAL U.N.O.)

PLAN
TYP. WALL TO WALL ANGLE CONN.
SCALE: 1 1/2"=1'-0"

DETAIL A S-25 S-27
SCALE: 1 1/2"=1'-0"

GILBANE BLDG. CO.
DEC 21 1998
GB CO. JOB NO: 2524

CAMILLE H. BECHARA
No. 6944
REGISTERED PROFESSIONAL ENGINEER (STRUCTURAL)
12/21/98

T.F. GREEN AIRPORT

WARWICK, RHODE ISLAND
RHODE ISLAND AIRPORT CORPORATION

Prime Consultant:

CIVIL & STRUCTURAL ENGINEERING:
PARSONS BRINCKERHOFF QUADE & DOUGLAS INC.
One State Street
Providence, RI 02908
Phone: (401)421-2601
Fax: (401)421-3286

Sub-Consultants:

ARCHITECTURE:
TAMS CONSULTANTS, INC., (TAMS)
38 Chauncy Street
Boston, MA 02111
Phone: (617) 482-4835

PARKING/FUNCTIONAL:
CARL WALKER, INC., (CWI)
10 Melrose Avenue, Suite 350
Cherry Hill, NJ 08003
Phone: (609) 216-1222

MECHANICAL:
WILKINSON ASSOCIATES, INC., (WAI)
615 Jefferson Boulevard
Warwick, RI 02886
Phone: (401) 737-6382

ELECTRICAL:
GASKELL ASSOCIATES, LTD., (GAL)
300 Post Road
Warwick, RI 02888
Phone: (401) 781-6696

SURVEY:
SAI SURVEYING CORPORATION, (SAI)
23 Narragansett Avenue
Jamestown, RI 02835
Phone: (401) 423-0653

Revisions:

No.	Date:	Description:
1	12/21/98	GENERAL REVISIONS

Key Plan:

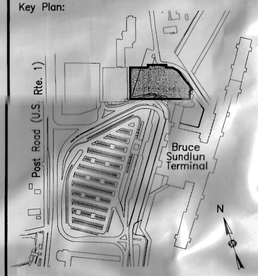

Date:	NOVEMBER 16, 1998
Scale:	AS NOTED
Drawn By:	RSH
Checked By:	CHB
Approved By:	CHB
Prepared By:	Parsons Brinkerhoff
RIAC Contract No:	9858

Project Title:
T.F. GREEN AIRPORT PARKING GARAGE

Drawing Title:
STRUCTURAL-GARAGE EAST & WEST PRECAST STAIR DETAILS 2

Drawing Number:
S-26

Sheet : Of:

\\BOS\CADD\16689\STR\DWG\TFG-S026.DWG 12/17/98 16:20